

ICANN Learn

At-Large Capacity Building Webinars

Betsy Andrews

At-Large Capacity Building Working Group

15 March 2018



Building Knowledge
and Skills

learn.icann.org



Agenda

1

Creating an Account

2

Enrolling in Courses

3

At-Large Courses

4

Changing Your
Language

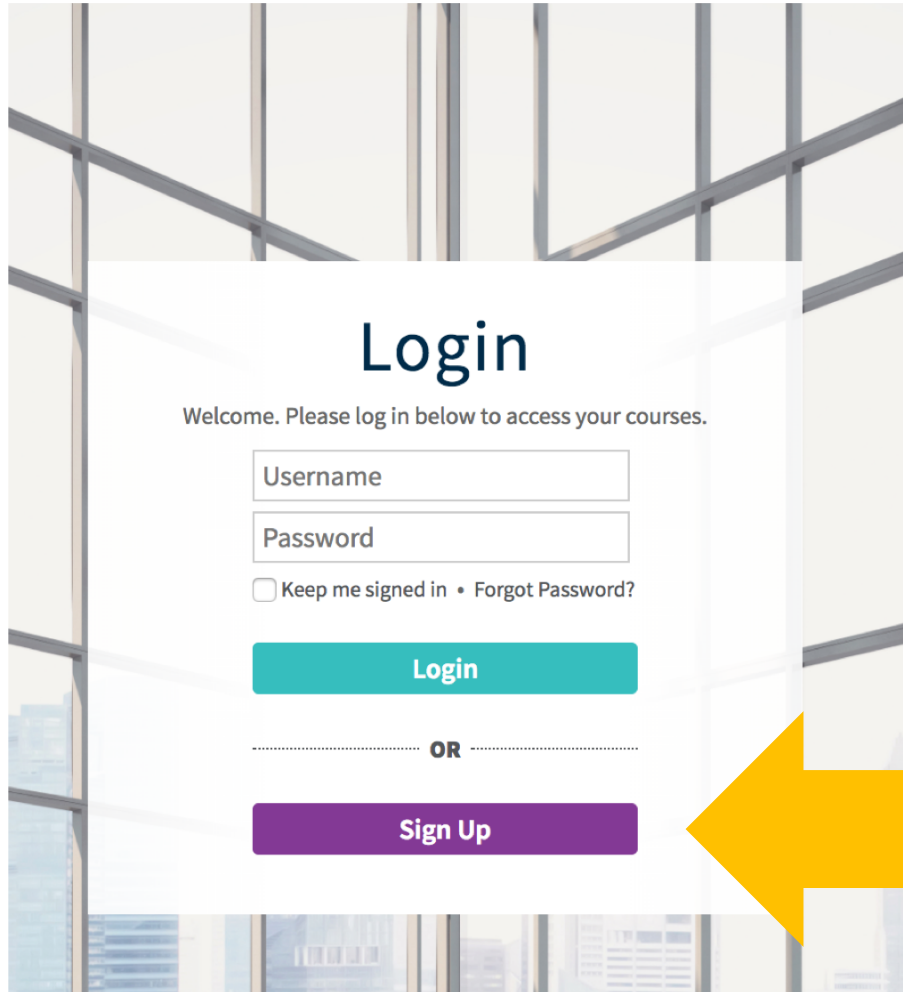
5

Certificates and
Transcripts

6

Questions?

ICANN | LEARN

A screenshot of the ICANN Learn login page. The page features a white login form centered on a background of a modern building with large glass windows. The form includes a title, a welcome message, two input fields for username and password, a checkbox for 'Keep me signed in', a 'Forgot Password?' link, a teal 'Login' button, an 'OR' separator, and a purple 'Sign Up' button. A large yellow arrow points from the right towards the 'Sign Up' button.

Login

Welcome. Please log in below to access your courses.

Username

Password

Keep me signed in • [Forgot Password?](#)

Login


OR


Sign Up



Creating an Account


Sign Up


** Required*

 First Name *
Last Name *
Middle Name

 Email *

 Password (8 Char. Min) * 
Re-enter Password (8 Char. Min) *

 Phone
Address

 Location
ICANN Group

[Sign Up](#) [Cancel](#)

Learner Dashboard



Search Courses



Resume

102.2 Histoire et l'évolution de la gouvernance de l'Inte...



My Courses

See courses you are enrolled in



My Curricula

See curricula you are enrolled in



Catalog

See a complete list of available...



Resources

Browse or download resources



Enrollment Key

Use Enrollment Key



Transcript

View Transcript



Calendar

Message Board

88

Frequently Asked Questions

You have been enrolled in 102.1 Introduction to ICANN

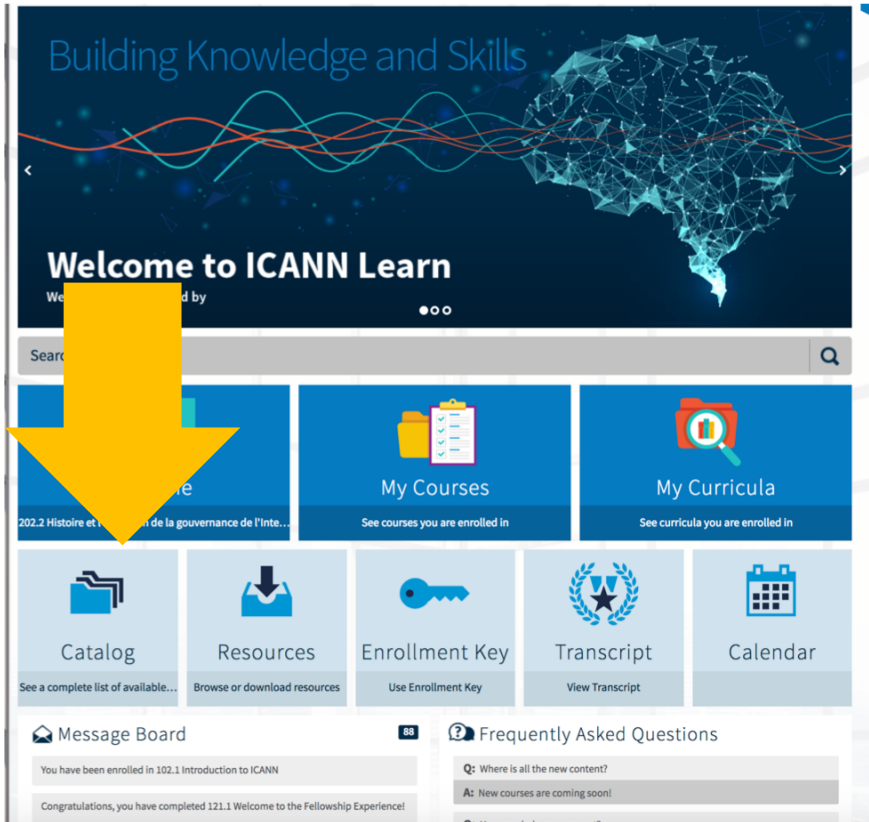
Congratulations, you have completed 121.1 Welcome to the Fellowship Experience!

Q: Where is all the new content?

A: New courses are coming soon!

Q: How much do courses cost?

Accessing Courses



Building Knowledge and Skills

Welcome to ICANN Learn

Search

My Courses
See courses you are enrolled in

My Curricula
See curricula you are enrolled in

Catalog
See a complete list of available...

Resources
Browse or download resources

Enrollment Key
Use Enrollment Key

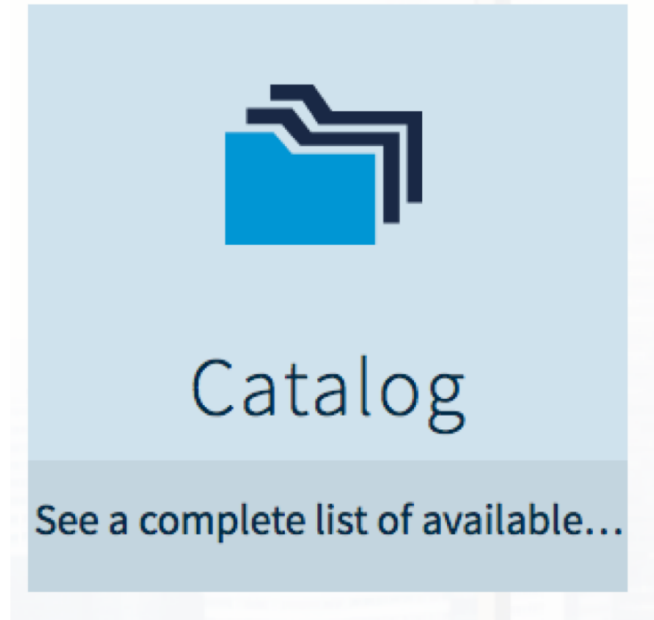
Transcript
View Transcript

Calendar

Message Board

Frequently Asked Questions

Q: Where is all the new content?
A: New courses are coming soon!



Catalog








See a complete list of available...


Catalog – Before Enrolling

Catalog

Search 'Catalog'

Show Enrolled

	102.1 Introduction to ICANN Online Course	<input type="button" value="Enroll"/>
	111.1 Domain Names Demystified Online Course	<input type="button" value="Enroll"/>
	130.1 At-Large Capacity Building Webinars 2014-2017 Online Course	<input type="button" value="Enroll"/>
	130.2 Séminaires en ligne de renforcement des capacités d'At-Large 2014-2017 Online Course	<input type="button" value="Enroll"/>
	130.3 Seminarios web sobre creación de capacidades de At-Large 2014-2017 Online Course	<input type="button" value="Enroll"/>
	131.1 Introduction to the GNSO Online Course	<input type="button" value="Enroll"/>
	134.1 Get to Know ICANN for Business Online Course	<input type="button" value="Enroll"/>



Catalog – After Enrolling

The screenshot displays the ICANN Catalog interface. At the top, the title 'Catalog' is shown next to a folder icon and a list view icon. Below the title is a search bar containing the text 'Search 'Catalog'' and a search icon. To the right of the search bar is a 'Show Enrolled' toggle switch, which is currently turned 'ON'. The main content area lists seven courses, each with a dropdown arrow, an icon, a title, a subtitle, and an action button. The courses are:

- 102.1 Introduction to ICANN (Online Course) - Enroll button
- 111.1 Domain Names Demystified (Online Course) - Enroll button
- 130.1 At-Large Capacity Building Webinars 2014-2017 (Online Course) - Launch button
- 130.2 Séminaires en ligne de renforcement des capacités d'At-Large 2014-2017 (Online Course) - Launch button
- 130.3 Seminarios web sobre creación de capacidades de At-Large 2014-2017 (Online Course) - Launch button
- 131.1 Introduction to the GNSO (Online Course) - Enroll button
- 134.1 Get to Know ICANN for Business (Online Course) - Enroll button

A large yellow arrow points from the right side of the screen towards the 'Launch' button for course 130.2.

At-Large Course in English



Newcomer

Lesson Progress 0/34

STATUS: NOT STARTED

Resources

130.1 At-Large Capacity Building Webinars 2014-2017

The At-Large Capacity-Building Working Group has selected webinar topics ranging from Best Practices for Participating in ICANN and At-Large to specific policy issue updates, such as Competition, Consumer Trust, and Consumer Choice Review, ccTLD Delegation and Relegation before and after the IANA Transition, and Registrars' Responsibilities Toward New gTLD Development. Webinars also incorporate pop-quizzes and other interactive learning elements. ... [More](#) ▾

Tags

- security and stability ▾
- Public Technical Identifiers (PTI) ▾
- At-Large ▾
- ccTLD managers ▾
- chairing skills ▾
- IANA ▾
- ALS ▾
- new gTLDs ▾
- how to participate ▾
- public interest ▾
- beginner ▾
- review teams ▾
- CROPP ▾
- ccTLD delegation ▾
- Advisory Committees (ACs) ▾
- At Large ▾
- cybersecurity ▾
- Work Stream 2 (WS2) ▾
- IANA Stewardship transition ▾
- working groups ▾
- policy ▾
- newcomer ▾
- ICANN Bylaws ▾
- registrars ▾
- CCWG ▾
- ccTLDs ▾
- Competition, Consumer Trust and Consumer Choice Review Team (CCT RT) ▾













At-Large Capacity Building Webinars 2017

- ▾ Lesson 1: ICANN Policy Development Process [Launch](#)
- ▾ Lesson 2: At-Large Policy Advice Development Process [Launch](#)
- ▾ Lesson 3: How ALS Members and Individuals May Contribute to the Policy Development Process [Launch](#)
- ▾ Lesson 4: New gTLD Subsequent Procedures and the importance for At-Large [Launch](#)
- ▾ Lesson 5: Exploring the Public Interest Within ICANN's Remit [Launch](#)













Further Webinars in the At-Large Course

At-Large Capacity Building Webinars 2016

▼  Lesson 1: Best practices in Chairing, Organization, Participation	Launch
▼  Lesson 2: The IANA Transition: What it means to At-Large and ICANN	Launch
▼  Lesson 3: How ALSes can be more engaged in At-Large and ICANN: an ALS Guide to Participating	Launch
▼  Lesson 4: Update on the Competition, Consumer Trust and Consumer Choice Review Team (CCT RT)	Launch
▼  Lesson 5: ccTLD Delegation and Relegation before and after the IANA Transition	Launch
▼  Lesson 6: ccTLD Managers and Registrars: What is the Impact of the new gTLDs on the ccTLDs' registration and growth?	Launch
▼  Lesson 7: Work Stream 2 Topics	Launch
▼  Lesson 8: New ICANN Bylaws and Their Effect on ICANN	Launch
▼  Lesson 9: Current Security Trends Impacting Registrants and End Users	Launch
▼  Lesson 10: CROPP Program: How does it work?	Launch
▼  Lesson 11: Impact of the IANA Transition on Internet End Users	Launch
▼  Lesson 12: Public Technical Identifiers (PTI)	Launch

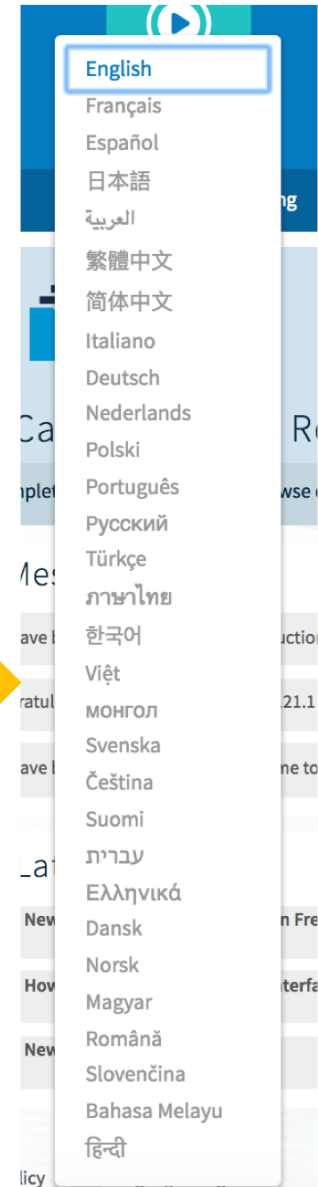
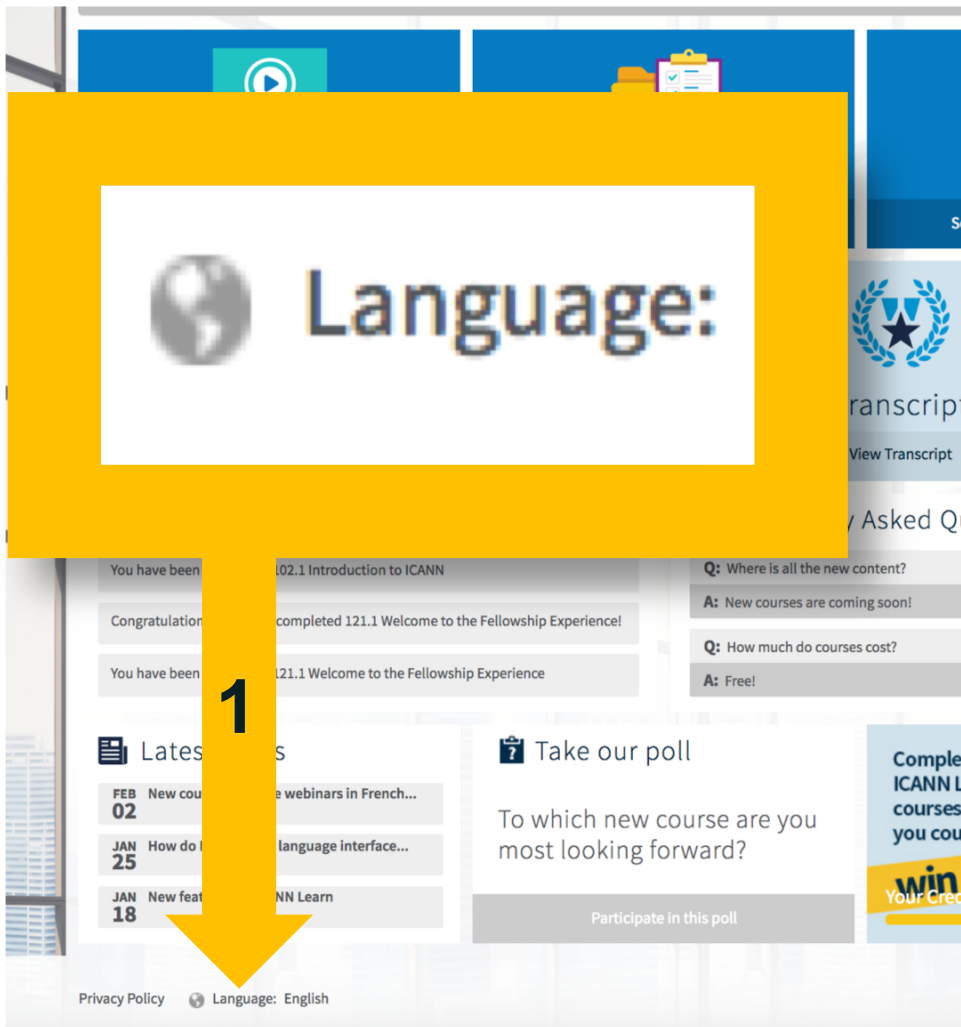
At-Large Capacity Building Webinars 2015

▼  Lesson 1: ICANN52 Briefing	Launch
▼  Lesson 2: IANA Functions Stewardship Transition	Launch
▼  Lesson 3: Understanding and Distinguishing Among Cyber Activities	Launch
▼  Lesson 4: At-Large Briefing on CCWG on Accountability	Launch
▼  Lesson 5: Security and Stability	Launch
▼  Lesson 6: Input of At-Large into the Transition/Accountability Process	Launch
▼  Lesson 7: Working Groups for At-Large (ALAC WGs and CCWGs)	Launch
▼  Lesson 8: Engaging ALSes and Volunteers Within Working Groups	Launch
▼  Lesson 9: GNSO Policy Development Process	Launch
▼  Lesson 10: At-Large Website and Glossary	Launch

At-Large Capacity Building Webinars 2014

▼  Lesson 1: IANA Functions (Standards, Naming & Numbering)	Launch
▼  Lesson 2: IANA Naming Function Stewardship Transition	Launch

Changing Language Settings



At-Large Course in French







Progression de la leçon 0/34

STATUT: PAS COMMENCÉ

130.2 Séminaires en ligne de renforcement des capacités d'At-Large 2014-2017

Le groupe de travail sur le renforcement des capacités d'At-Large a sélectionné les thèmes de ses séminaires en ligne : les meilleures pratiques de participation à l'ICANN et à l'At-Large, les mises à jour sur des politiques spécifiques telles que la révision de la concurrence, du choix du consommateur et de la confiance du consommateur, la délégation et la redélégation des ccTLD avant et après la transition de l'IANA, et les responsabilités des bureaux d'enregistrement en matière de développement des nouveaux gTLD. Les séminaires en ligne comprennent des jeux-questionnaires... **Plus** ▼

Séminaires en ligne de renforcement des capacités d'At-Large de 2017

- ▼  **Module 1 : Processus d'élaboration de politiques de l'ICANN** [Lancer](#)
- ▼  **Module 2 : Processus d'élaboration d'avis politiques d'At-Large** [Lancer](#)
- ▼  **Bientôt disponible ! Comment les membres ALS et les membres individuels peuvent contribuer au processus d'élaboration de politiques** [Lancer](#)
- ▼  **Bientôt disponible ! Procédures pour des séries ultérieures de nouveaux gTLD et leur importance pour l'At-Large** [Lancer](#)

At-Large Course in Spanish



Progreso de la lección 0/34

ESTADO: NO HA COMENZADO

130.3 Seminarios web sobre creación de capacidades de At-Large 2014-2017

El Grupo de Trabajo sobre Creación de Capacidades de At-Large ha seleccionado algunos temas de los seminarios web, que van desde las mejores prácticas recomendadas para participar en la ICANN (Corporación para la Asignación de Nombres y Números en Internet) y en At-Large hasta actualizaciones específicas de políticas, tal como: la Revisión de la Competencia, confianza y elección de los consumidores, la delegación y relegación de ccTLD (Dominios de Alto Nivel con Código de País) antes y después la transición de la IANA (Autoridad de Números Asignados en Internet) y las... **Más** ▼

Seminarios web sobre creación de capacidades de At-Large en 2017

- ▼  **Lección 1: Proceso de Desarrollo de Políticas de la ICANN** [Iniciar](#)
- ▼  **Lección 2: Proceso de Desarrollo de Asesoramiento sobre Políticas de At-Large** [Iniciar](#)
- ▼  **¡Próximamente! Cómo pueden los individuos y miembros de ALS contribuir al Proceso de Desarrollo de Políticas** [Iniciar](#)
- ▼  **¡Próximamente! Procedimientos posteriores a los Nuevos gTLD y la importancia para At-Large** [Iniciar](#)

Adding Comments to a Course

Post Comment

Write a comment



Attach a file (Max. 1 GB)

Submit

There are currently no comments on the At-Large courses.

Start a discussion and comment today!

Course Resources

STATUS: COMPLETED ✓

Certificate



Resources



ICANN | L Resources

as: Meghan Healy

STATUS: COMPLETED

Newcomer

Lesson Progress

STATUS: COMPLETED


Certificate

Resources

	2014.1 IANA Functions (Standards, Naming & Numbering) - Audio	View
	2014.1 IANA Functions (Standards, Naming & Numbering) - Presentation	View
	2014.1 IANA Functions (Standards, Naming & Numbering) - Transcript	View
	2014.2 IANA Naming Function Stewardship Transition - Audio	View
	2014.2 IANA Naming Function Stewardship Transition - Presentation	View
	2014.2 IANA Naming Function Stewardship Transition - Transcript	View
	2015.1 ICANN5 Briefing - Audio	View
	2015.1 ICANN5 Briefing - Presentation	View
	2015.1 ICANN5 Briefing - Transcript	View
	2015.10 At-Large Website and Glossary - Audio	View
	2015.10 At-Large Website and Glossary - Presentation	View
	2015.10 At-Large Website and Glossary - Transcript	View
	2015.2 IANA Functions Stewardship Transition - Audio	View

[Close](#) [Download All](#)

Course Completion Certificate

A certificate graphic with a blue background featuring a network of stylized human figures. The text on the certificate reads: '2018-02-28' at the top right; 'Meghan Healy' in large orange font; 'has successfully completed the curriculum for' in white; '130.1 At-Large Capacity Building Webinars 2014-2017' in white; and 'This is a non-accredited course offered by ICANN in conjunction with the At-Large Capacity-Building Working Group' in white italicized font. At the bottom left is the ICANN logo (a globe with 'ICANN' below it) and the slogan 'One World, One Internet' in white.

2018-02-28

Meghan Healy

has successfully completed the curriculum for

130.1 At-Large Capacity Building Webinars 2014-2017


*This is a non-accredited course offered
by ICANN in conjunction with
the At-Large Capacity-Building Working Group*

 One World, One Internet

Transcripts

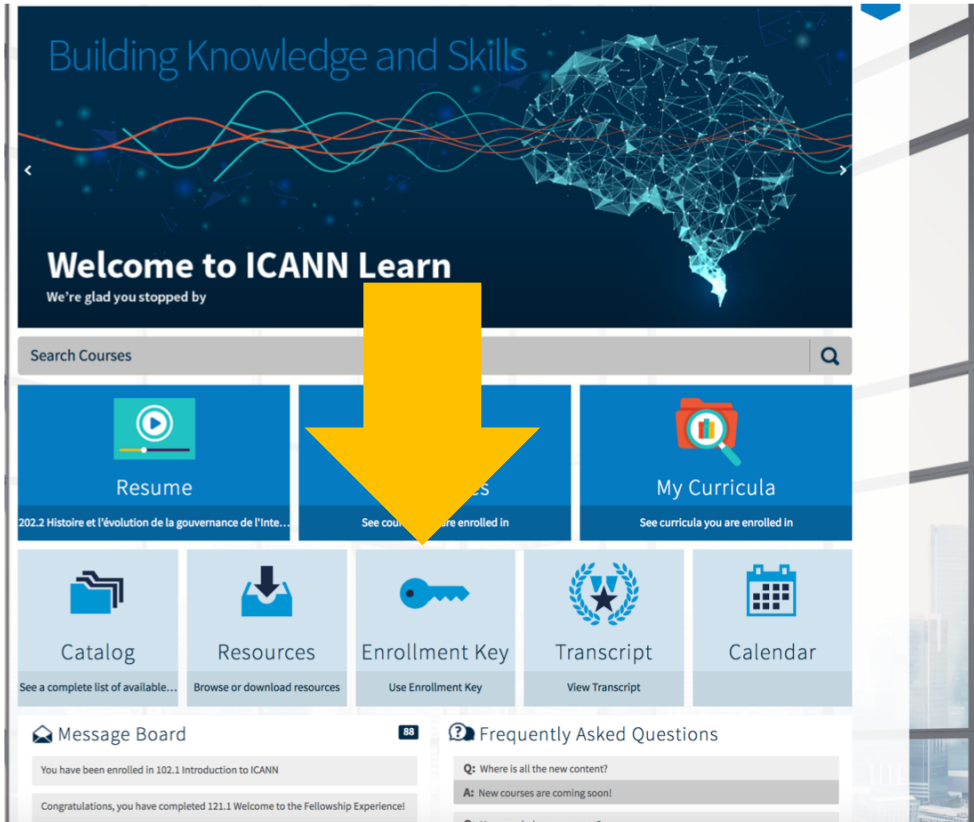


The screenshot shows the ICANN Learn dashboard. At the top, a banner reads "Building Knowledge and Skills" and "Welcome to ICANN Learn". Below the banner is a search bar for courses. The main navigation area includes tiles for "Resume", "My Courses", and "My Curricula". A large yellow arrow points from the "My Courses" tile down to the "Transcript" tile in the secondary navigation bar. The "Transcript" tile is highlighted with a blue border and contains the text "View Transcript". Other tiles include "Catalog", "Resources", "Enrollment Key", and "Calendar". At the bottom, there are sections for "Message Board" and "Frequently Asked Questions".



The image shows a light blue square button with a white border. At the top is the ICANN logo, which consists of a blue laurel wreath surrounding a black star. Below the logo, the word "Transcript" is written in a large, dark blue, sans-serif font. At the bottom of the button, the text "View Transcript" is written in a smaller, dark blue, sans-serif font.

Enrollment Keys

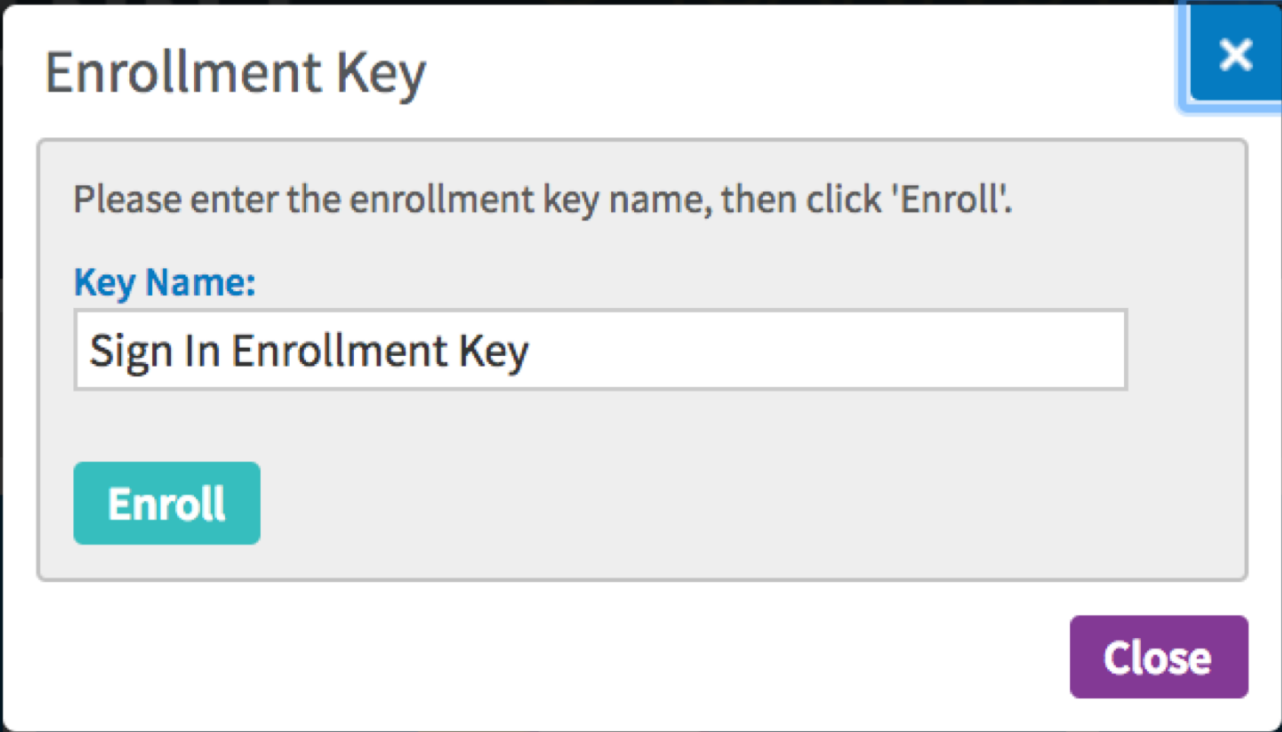


The screenshot shows the ICANN Learn dashboard. At the top, it says "Building Knowledge and Skills" and "Welcome to ICANN Learn". Below this is a search bar and a row of three tiles: "Resume", "My Courses", and "My Curricula". A large yellow arrow points from the "My Courses" tile down to the "Enrollment Key" tile in the second row. The "Enrollment Key" tile has a key icon and the text "Use Enrollment Key". Other tiles include "Catalog", "Resources", "Transcript", and "Calendar". At the bottom, there are sections for "Message Board" and "Frequently Asked Questions".



A graphic with a light blue background. At the top is a blue key icon. Below the icon, the text "Enrollment Key" is written in a large, dark blue font. At the bottom, the text "Use Enrollment Key" is written in a smaller, dark blue font.

Enrollment Keys



Enrollment Key

Please enter the enrollment key name, then click 'Enroll'.

Key Name:

Enroll

Close

If you wish to direct learners to the course using an Enrollment Key that they would enter here, please get in touch and we will set one up for you.

Engage with ICANN Learn



Thank You and Questions

Visit us at learn.icann.org

Email: icannlearn@icann.org



[@icann](https://twitter.com/icann)



facebook.com/icannorg



youtube.com/icannnews



flickr.com/icann



linkedin/company/icann



slideshare/icannpresentations



soundcloud/icann