

THE DNS MARKETPLACE IN LATIN AMERICA AND THE CARIBBEAN

An overview

LACRALO webinar, October 2016



AGENDA

- Partners
- Study goals and methodology
- Initial findings
- Next steps
- Q&A




Introducing the partners

Report authorship
Domain name analysis
Data visualization
Website usage and language



Domain industry expertise
Internet research
Report authorship
Project management



Regional TLD expertise
and networks
Local language speakers
Report authorship
Research and analysis



Leading ccTLD registry
Worldwide industry networks
Regional capacity building with ICANN
Commitment to linguistic diversity
Spanish & Portuguese speakers

STUDY GOALS AND METHODOLOGY



Overall approach



- Phase 1 – Facts
 - Current state of domain name industry in LAC region
 - Regional web content, growth trends
 - Registrar and reseller markets, global benchmarks
 - User experience, uptake of domains, premium domains
- Phase 2 – Analysis
 - Growing the region's domain name market
 - Regional web ecosystem, benchmarks and best practices, market potential
- Phase 3 – Conclusions
 - A proposed way forward for the region
 - Business potential, industry development recommendations

Focus countries: geographic, cultural and socio-economic diversity

Sub-Region	Country/territory name
South America	Argentina
	Brazil
	Chile
	Colombia
	Peru
	Paraguay
Central America	Guatemala
	Panama
Caribbean	Belize
	Dominica
	Dominican Republic
	Trinidad & Tobago
Mexico	Mexico

Methodology and sources



- Quantitative data
 - Domain name registrations, IDNs, growth (past 5 years)
 - Use of privacy proxy registrations
 - Content and hosting analysis
- Qualitative data
 - Interviews with industry players and key stakeholders in the region (LACTLD and EURid)
 - Consistent question sets, for ease of comparison
- Sources
 - gTLD open zone files
 - Third party WHOIS queries (commissioned)
 - Supplemented with LACTLD's regional data (ccTLD and gTLD), Historic data (2009-2015), published sources

Quantitative process – gTLD zone files

- Collect the domains (172 million)
- Create study tables
- DNS analysis:
 - A / AAAA records to country
 - MX record
 - Secure port
- Language analysis (content)
- Keyword analysis (content)

INITIAL FINDINGS

oxford
information
labs

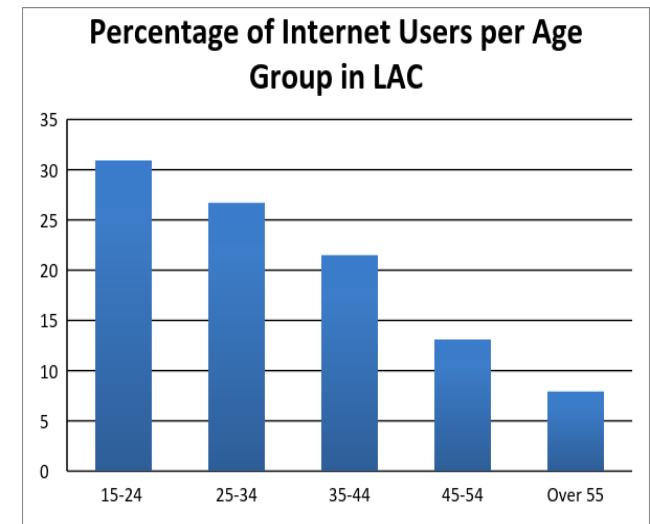
3374228 1636565322 | 2664466302535 322535433324 | 63276 | 256526423 | 24433244 | 41 323634 | 5353533525443236443453
4664444242444344545432243364355525 743464453232 | 23246423334344554434332464232 | 23235446434 75255534633
446567 | 256466265 | 35326325250235525443442626 7322 724522460 | 4434543 | 2655 | 1 | 142236565434422 | 53554453662
45323664356534454323554335442234432234322223465245 7545434645546434545 7542564322232234322344322445
552334374 | 5527424325423247 | 54455664335 | 56 | 2046602224535 | 14 | 75366456835522635332642254245324354522
56772 | 33 | 5546434243465445565443345445642344353453 | 34554434674224 7643445543 | 354353443246544543344555
6655446243 | 377236 | 23 | 1534 | 3735658522424458042243 | 4141 | 423346 746 72663335636363244425624435445535323
2323433433546 7553255543352 | 5546422333236433454445446 76443244 | 33 | 4423446 76445444543346323332246455 | 2
462346 7626 764 744324353 77622452 | 5222335042544222654342543226 | 222434346263 | 3442432532543644 | 356325425
4232442463224242235466453222232 | 322335435444322585343233233445544332332343585223444534533223 | 23222
32 | 54343 | 3 | 665473265 | 3673735 | 32330 | 1545422 | 148 | 1463524242323542 | 7663 | 347536522225357522236434646742
43223443 | 4455252 | 22 | 336652554543563344433245433334333544652 | 3333 | 2564453333433334542334443355345455
244344423522742 | 32443 | 535435 | 6466 | 436 | 234473342263 | 63 | 143 | 7 | 244624424340352 | 236753224547445244475544
4544323 | 35545663 | 2 | 246753333235543433344324777454466763 | 1232332232 | 367664454777423443334345532333
4755434455 | 3346433632736 | 334425325 | 2324224425373446 | 445465542 | 1432434254 | 243556 | 645422 | 2644247546334
343443 | 2442 | 2632475542 | 22 | 13224322 | 3356574 | 35445424456653343222234335665442454453 | 4756533 | 12234223 |
56765244263442323662433454434343632330542433 7436647252473523243345355245455325233526765 | 332332222334
3332332544644534256654 | 465443445333 | 0 | 233 | 46643 | 234433 | 4433455665543344 | 334432 | 34664 | 332 | 10 | 333544344
24 | 234 | 332236453442 | 343344 | 232236762445224364445054345352273243 7363324 | 364 | 24663533243342 | 42442 | 227
1 | 466455 | 32 | 353573234353463232 | 5565455642243 | 3423642343 | 23542344324532 | 3432463243 | 3422465545655 | 232
77354433 | 55663462684 | 453525334 | 725766068 | 354237653264 | 16 | 133233666422258526 | 6345325334 | 322435534344
322534642222257533564 | 343466434565533663 | 3432355367522 | 146542355324564 | 12257635532343 | 36633556543466
2743663677632 | 45575533456455862 | 5656567540 | 233233334675 | 367373234464635753222432466333232245753 | 53
246663257554423547654234642344674563 | 4644 | 422332243 | 2323246455445546423232 | 342233224 | 4464 | 365476443
526322 | 564335375523663 | 4620 | 64552252233 | 2 | 46362625322733 | 463 | 14464733 | 105345763535345 | 1 | 02272564332
2433442435543322233344334543443354443243323356536776335534653335643553367763565332334234445334434
422 | 35743 | 3535 | 31 | 754438534576242533334 | 366 | 5503052547665 | 48555323 | 263224 | 545565845534364 | 2 | 42253 | 64
4265353335325423345454644442 | 145532343442335433233235533454444444543355323233453324434323554 | 124
523 | 332372272 | 524524254655443 | 57036743 | 56 | 1333776 | 70345850535 | 23530 | 1334584673334 | 66343322 | 33 | 44 | 22
422533235354444365 | 3655456442 | 22454424465443562 | 6753 | 35542440355304424553 | 3576 | 26534456442445422 | 124
1334 | 34 | 33434 | 42542775443 | 22344 | 23640225 | 1465630773663 | 37363325476443354633527762 | 1 | 3873752 | 133 | 05 | 16
245353 | 1334354345555543434354454442043 | 2332365433456435332342332432335346543345632332 | 340244454453
24 | 453 | 123 | 2756525634 | 54575750463435 | 33 | 223556476033255 | 82632548363563337236 | 67723345232376652227232
364320 | 3 | 035543356555223 | 3655433466564224665752365643652 | 445543345544 | 25634656325756642246566433455
120 | 467425534246 | 46663266443 | 654 | 4776427472400455242504 | 42 | 5 | 4632436532233 | 1453442643522 | 4543564 | 345
35225346546432256236665242453464 | 34443644346655422554545424434355343442454545522455664344634443 | 4643
2553246544026522558643533756563 | 154546523 | 8 | 332 | 152476 | 44254766 | 46200334453346322 | 222357663 | 242 | 54 | 4
25645564 | 1343 | 1246354344456742573 | 233455433333444433456653245 | 5445 | 542356654334444333334554332 | 137524
5 | 123 | 53226654 | 3 | 6426 | 64 | 5237248402752255652225444 | 563765362357246 | 53258657356665746223223 | 026322623
45543452452 | 13225534433336664343234344335635544543333465343463 | 22 | 3643435643333445455365334434323434
53 | 36363223540 | 3243264654 | 4223 | 203574657 | 17563256244234336332453435525653222344465643745744303433242

A highly diverse region – the Internet environment

- Relatively high internet penetration; costs not bad
 - Penetration rates from 23-72%
 - Costs not prohibitive, but could be more affordable
 - Low awareness of domain names among end users
- Mobile broadband
 - Mobile broadband penetration (33%) is usually double that of fixed broadband
 - Accessing the Internet through mobile devices reduces interaction with domain names
- Local regulations
 - Can affect Internet penetration, ease of doing business, and user skills
- Language – Lack of local content creates a barrier to adoption

How do people use the internet?

- 78% of LAC internet users are social network users (global: 64%)
- Top internet uses are
 - Instant message (WhatsApp, FB) in Brazil
 - Social networks (Mexico)
- But top 5 also include email, search and shopping
- Ecommerce sites reach 67% of internet users, but only 2% of retail trade is e-commerce
 - Access, payment, information gaps, and regulatory aspects contribute



LAC internet users are young!

THE LAC
DOMAIN
NAME
INDUSTRY

oxford
information
labs

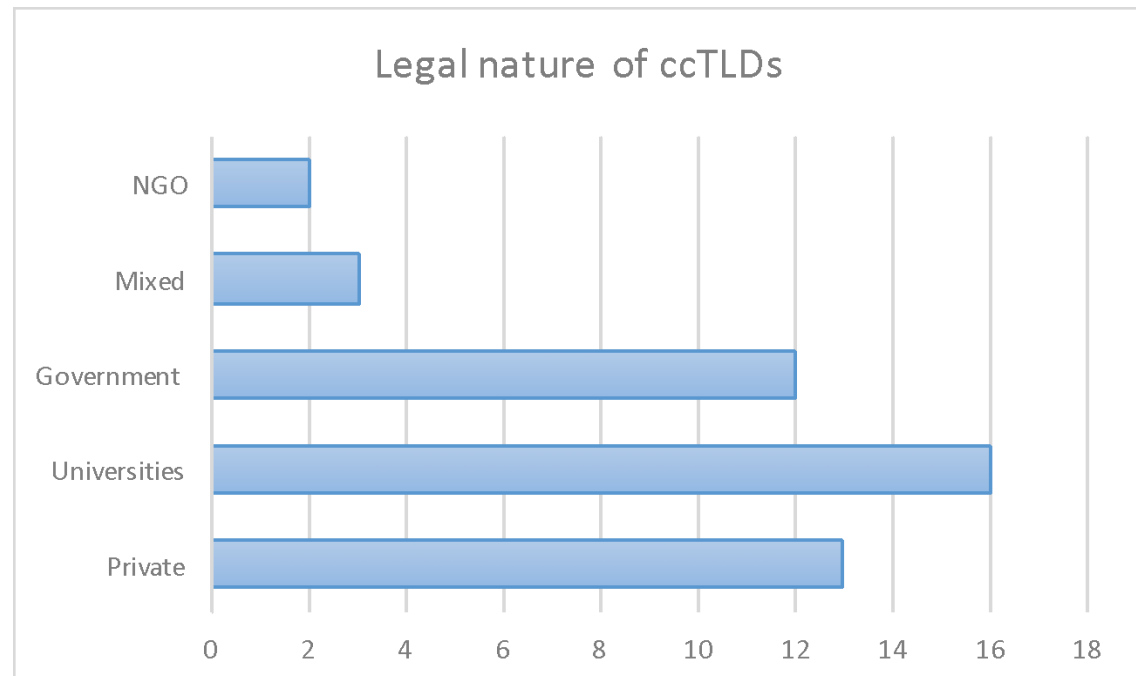
The region's new gTLD applications

Country	TLD	Type	Country	TLD	Type
Brazil	.bom	General	Uruguay	.lat	Geo
	.bradesco	Brand		.hotel	General
	.final	General		.hoteis	General
	.globo	Brand		.hoteles	General
	.piranga	Brand		.passagens	General
	.itau	Brand		.vuelos	General
	.ltda	General		Mexico	.bar
	.natura	Brand	.cafe		General
	.rio	Geo	.rest		General
	.uol	Brand	Panama	.blog	General
.vivo	Brand	.legal		General	
Colombia	.avianca	Brand	.news	General	

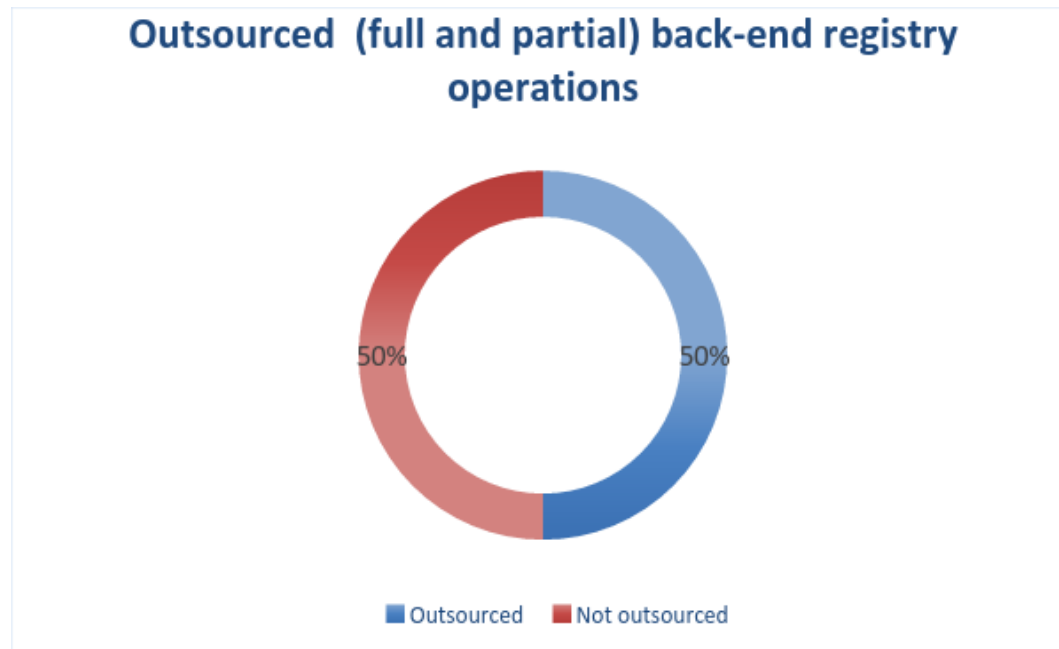
ccTLDs from the region (eg .br, .mx) involved in new gTLD applications, eg as backend providers

THE REGION'S CCTLDS

Only 30% of the region's
ccTLDs are private
companies



Half the region's ccTLDs outsource back-end registry operations



Registry market (continued)

- Huge variation in registration fees charged by ccTLDs
- More than 70% of LACTLD registries rely 100% on domain registration fees for their organizational revenue.
- Majority of ccTLDs have a direct registration system (60%+).
- Unofficial resellers are a feature of the region.
- Some of the largest ccTLDs recognise official registrars (eg .br, .co, .mx). Others are in transition or considering (.cr, .cl, .do, .hn, .gt)
- Some ccTLDs report that they find it difficult to attract international registrars.
- Only 30% of 18 surveyed registries have their websites in another language other than the official of the country.

Policies and promotional activities (ccTLDs)

- First-come, first-served is the standard
 - Some residency requirements (eg .ar, .br)
- Many ccTLDs have implemented UDRP
- A few engage in price promotions
 - .cr double digit growth following a ‘Black Friday’ promotion 2015.
 - .co and .mx (details confidential)
- Majority engage in awareness raising, trade-shows
- Social networks increasingly being used as a communications channel

Premium domains

- Interviews indicate lack of general awareness in region.
- new gTLDs do not have a strong role in secondary market in region
- Examples of offerings:
 - .rio assigns premium names from public service perspective
 - .bar and .rest (Punto2012) half of value proposition relies on premium names
 - Some new gTLDs have a pool of parked domains for potential future exploitation

Registrars

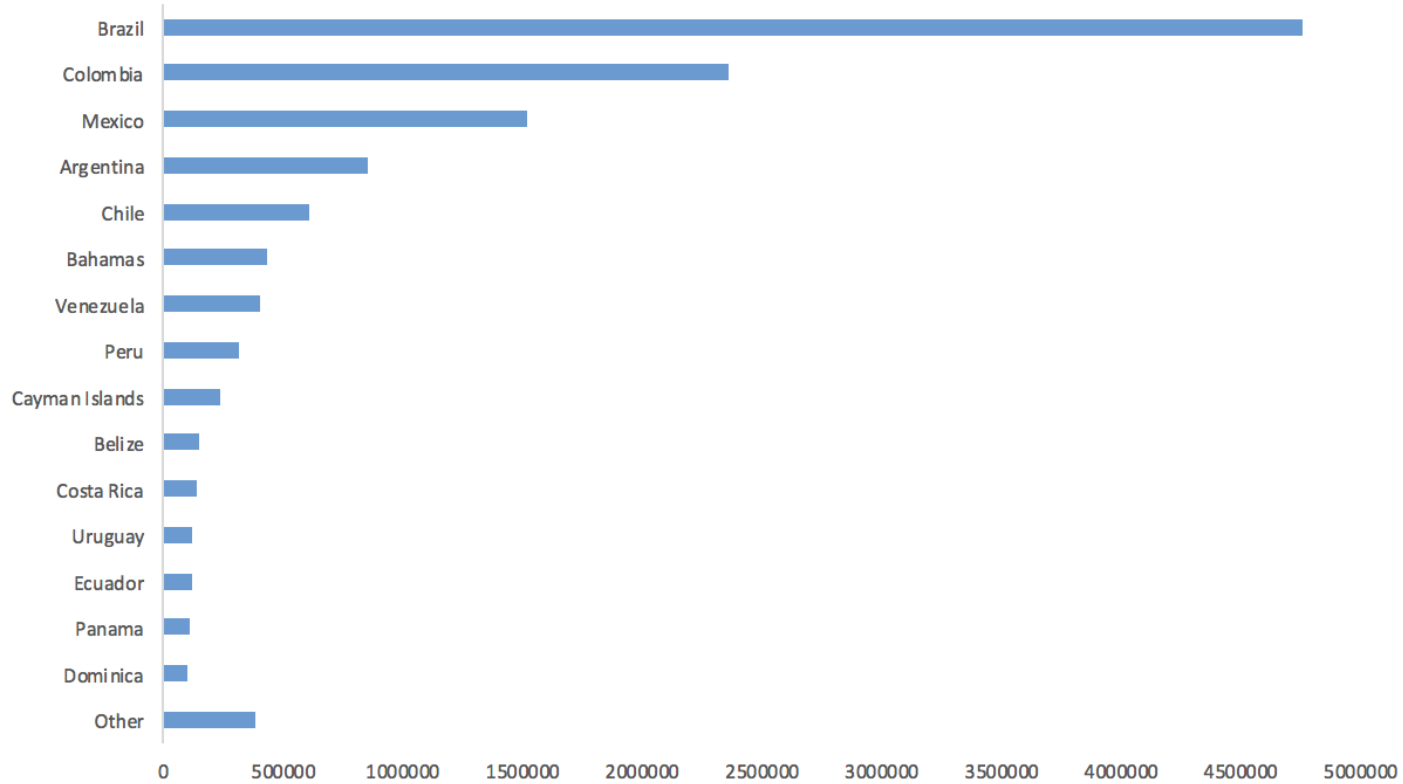
- 18 international registrars interviewed.
- 13 offer at least one ccTLD (.co); 4 offer all the region's ccTLDs.
- Low presence of LAC ICANN accredited registrars, numbers that are diminishing every year since the RAA 2013.
- International registrars listed prices primarily in USD and EUR, with only one registrar accepting a local currency (MXN).
- International registrars expressed a very positive view of the LAC region's market potential, seeing many SME's appearing and strong business prospects.

DOMAIN NAMES IN THE REGION

oxford
information
labs



Number of domains by country
(ccTLD and gTLDs)



12.5 million domains

8 million ccTLDs

4.5 million gTLDs

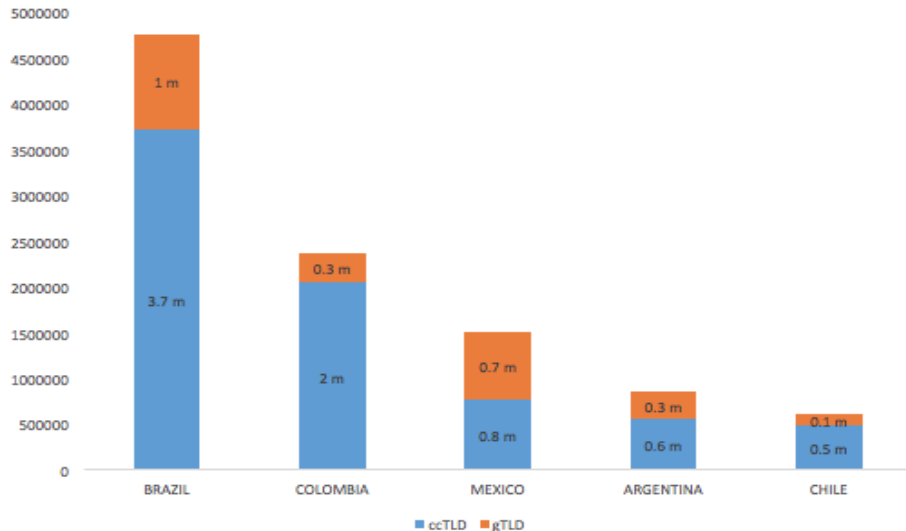
4% of the world's domains

8.5% of the world's population

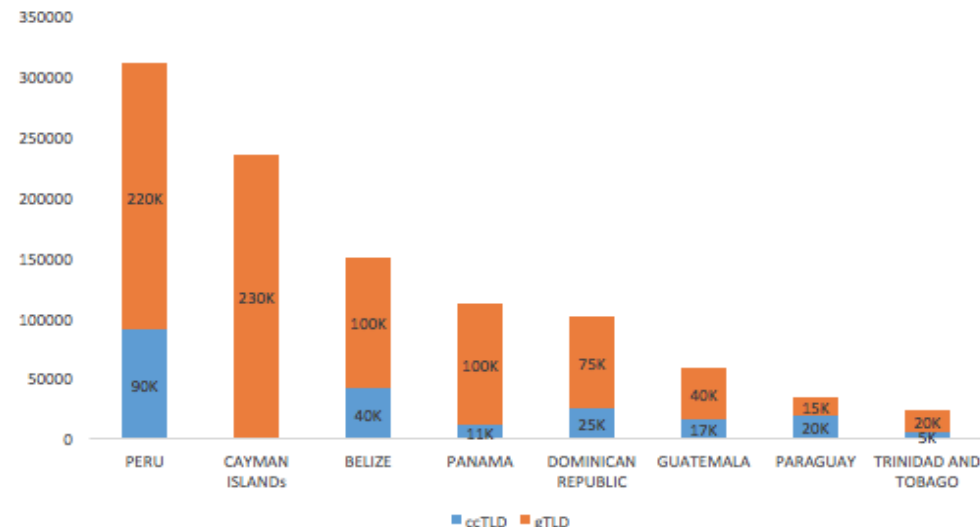
In the major population centres, ccTLDs are more popular than gTLDs

For rest of region, gTLDs tend to outnumber ccTLDs

Proportion of ccTLDs and gTLDs per country
The top 5

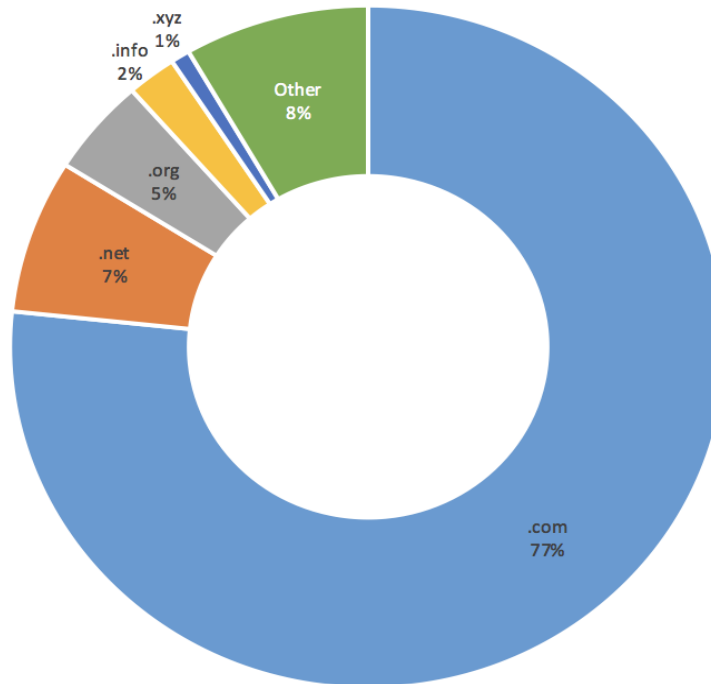


Proportion of ccTLDs and gTLDs by country
Rest of region



.com is the region's most popular gTLD

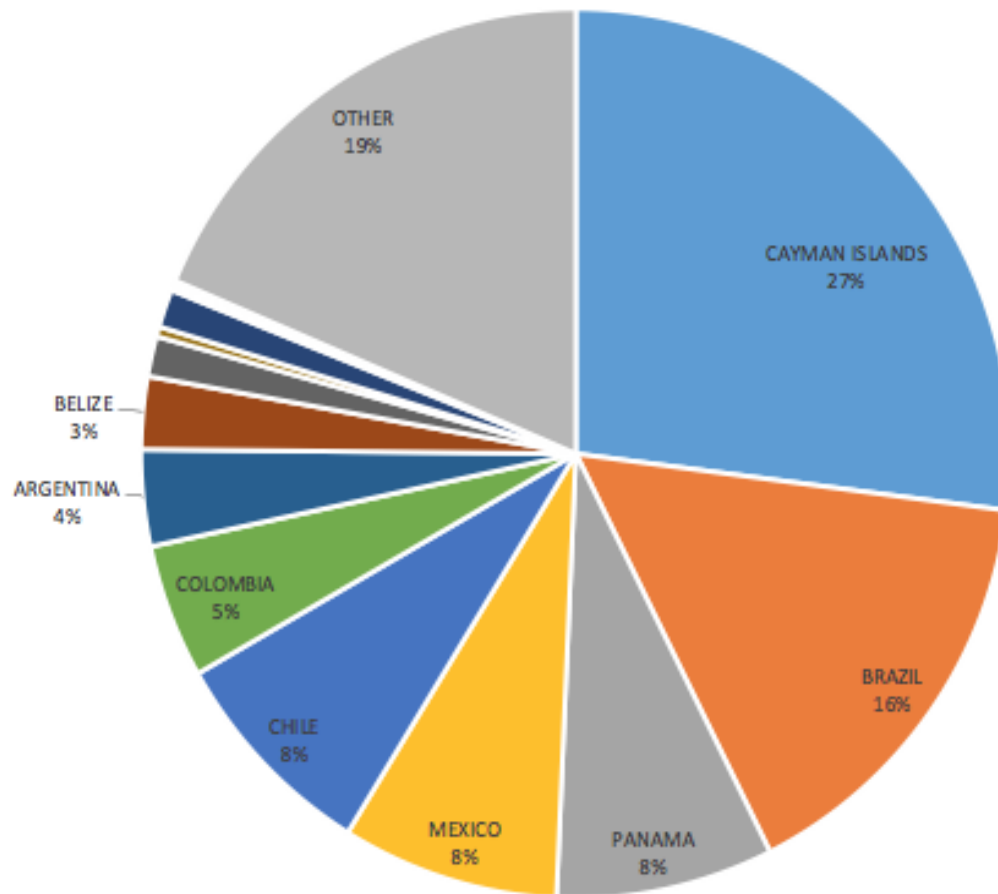
The region's most popular gTLDs



One new gTLD (.xyz) is within the top 5 gTLDs in the region

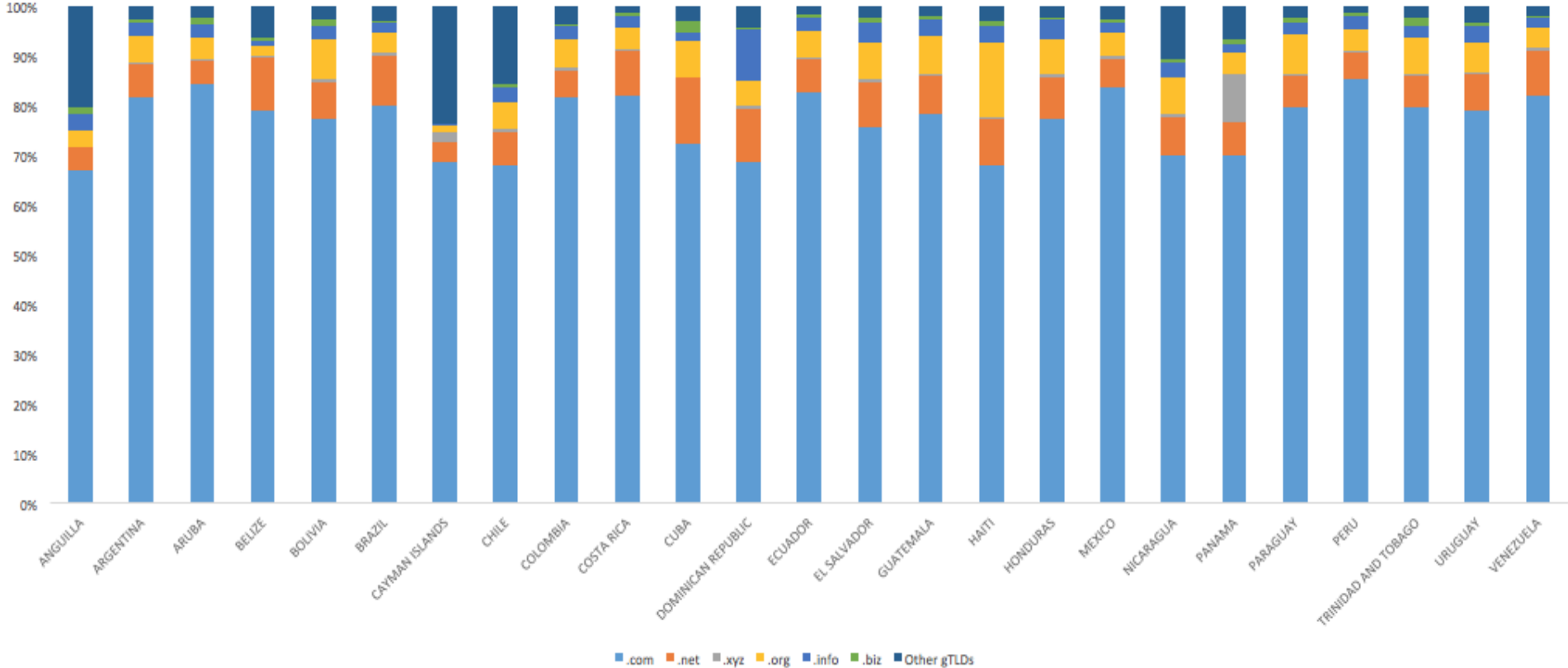
There are 225,000 new gTLD registrations

New gTLDs by country

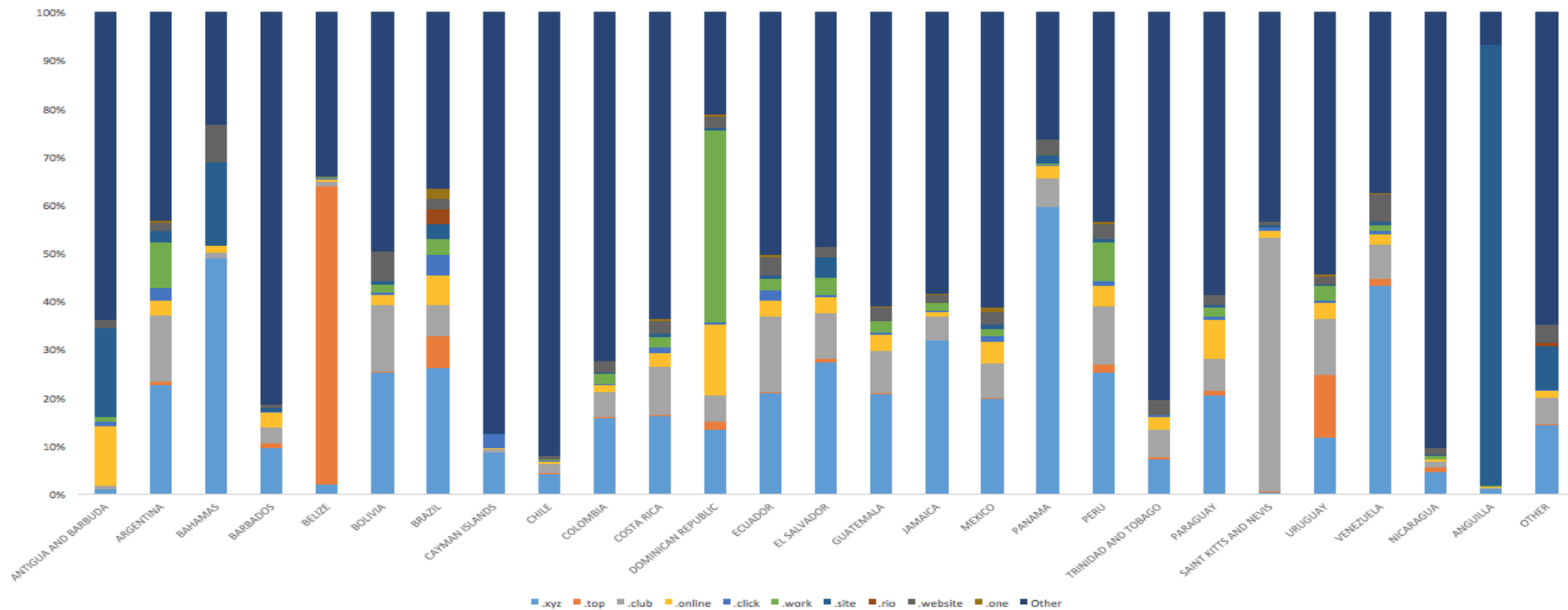


New gTLDs have yet to make an impact in most countries

Distribution of gTLD registrations by country



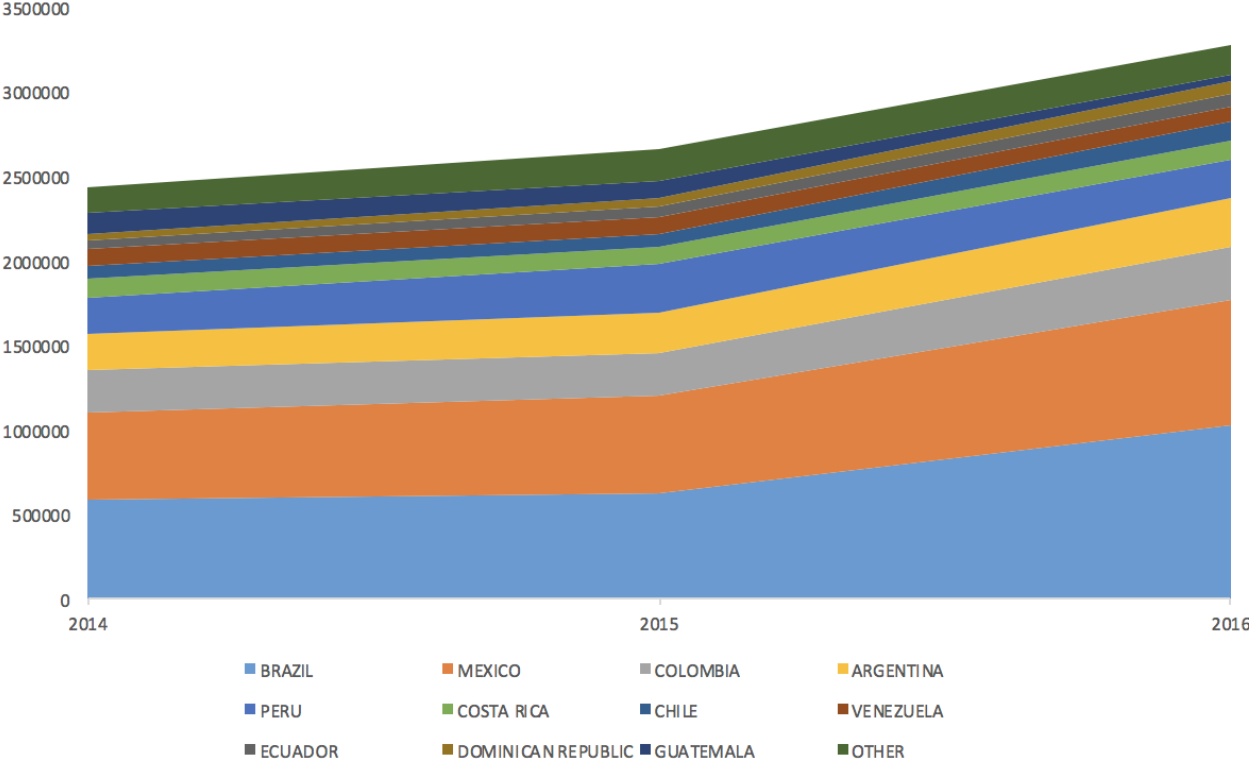
The region's Top 10 new gTLDs, distribution by country



.top is popular in Belize
.work in the Dominican Republic

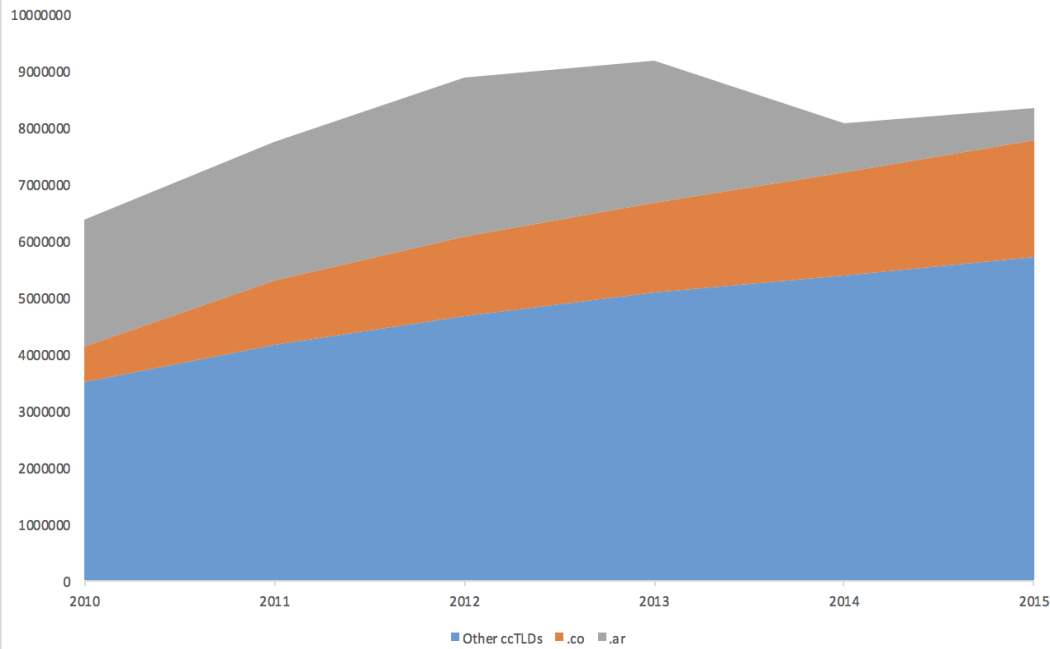
gTLD growth rates – strong growth in 2015-16 or differences in methodology?

gTLD growth by country 2014-2016
(countries with historic data, excludes Panama and Belize)

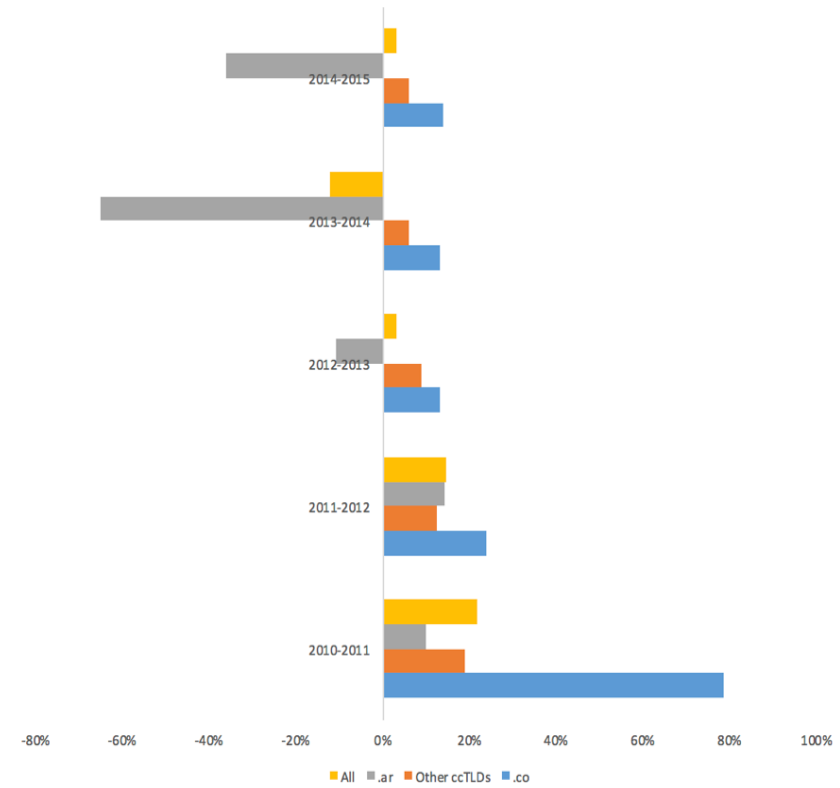


ccTLD growth rates – policy matters

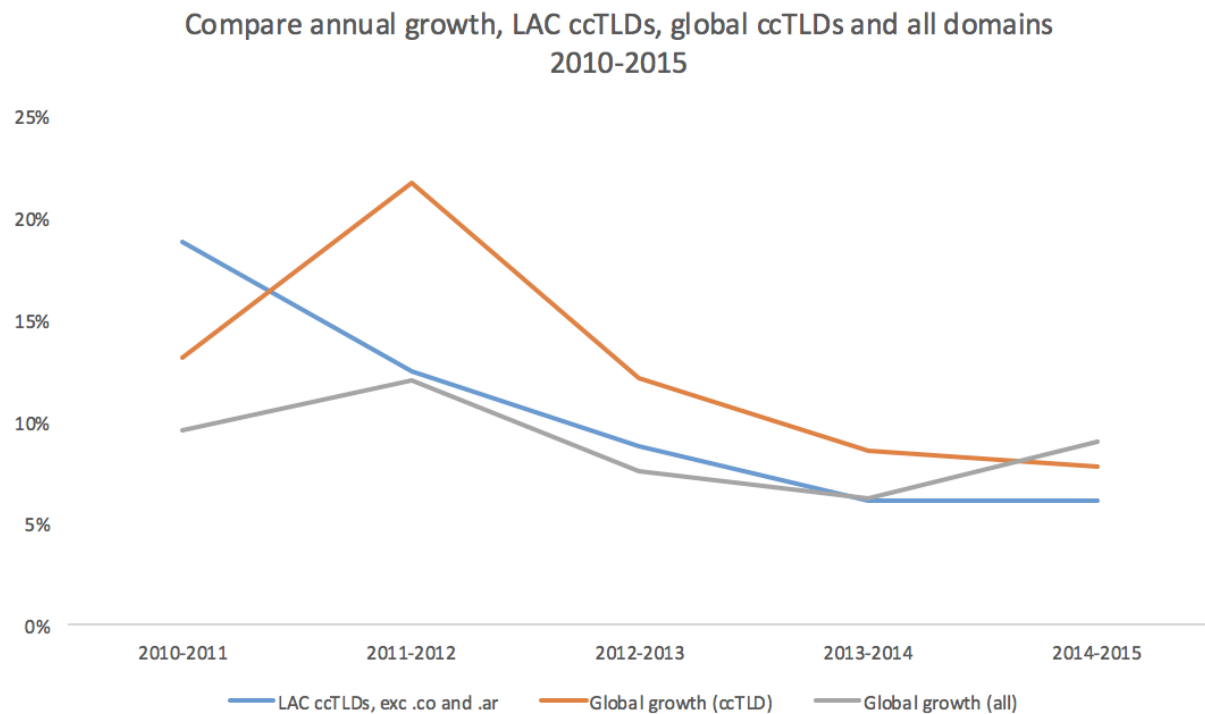
LAC ccTLDs, total registrations 2010-2015



LAC ccTLDs - annual percentage growth 2010-2015



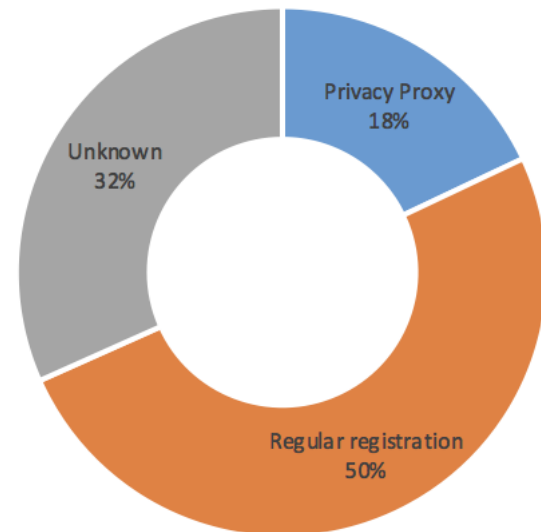
ccTLDs (excl. .ar and .co) in line with global growth



Privacy proxy registrations

- A difficult task from zone files
- Analysis of 500 top websites by country shows 18% proxy rate (Alexa.com)
- Compares with global rates of 20% privacy proxy (NORC, 2013)
- Analysis of WHOIS registrant data for Panama indicates 97% of gTLD registrations are via proxies
- Uniregistrar estimates 80% of domains are privacy proxy registrations

Privacy proxy registrations
Aggregate for gTLDs hosted in region



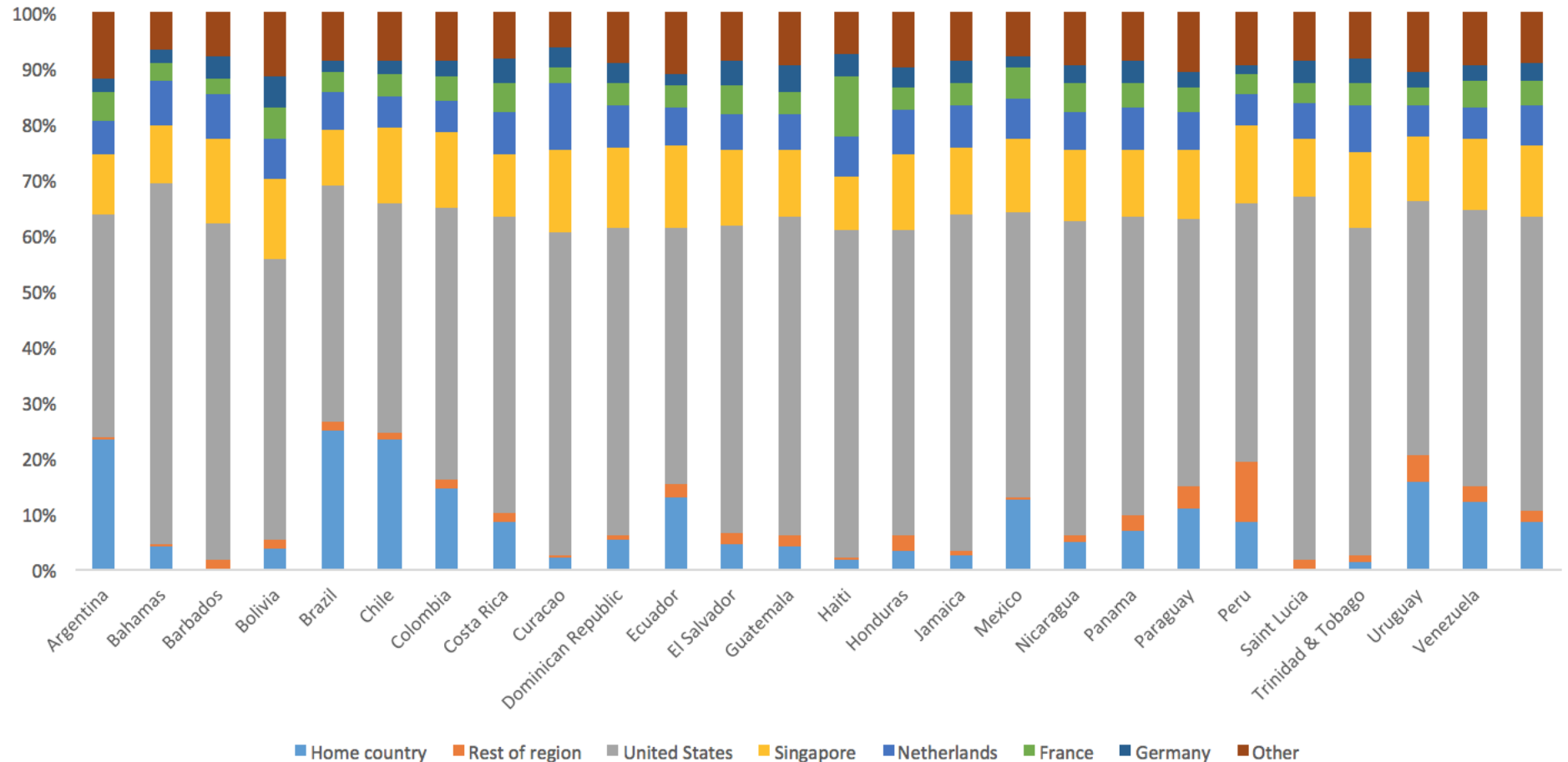
Parking varies by sub-region and country

<u>Sub-Region</u>	<u>Number of sites</u>	<u>Percentage full site</u>	<u>Percentage parked</u>
Central America (inc Mexico)	52,439	59%	41%
South America	362,670	64%	36%
Caribbean	428,044	23%	77%
Total in region	843,153	43%	57%

<u>Individual countries</u>	<u>Number of sites</u>	<u>Percentage full site</u>	<u>Percentage parked</u>
Brazil	226,605	61%	39%
Argentina	97,807	71%	29%
Mexico	34,905	54%	46%
Chile	15,087	64%	36%
Colombia	14,290	72%	28%
British Virgin Islands	247,328	5%	95%

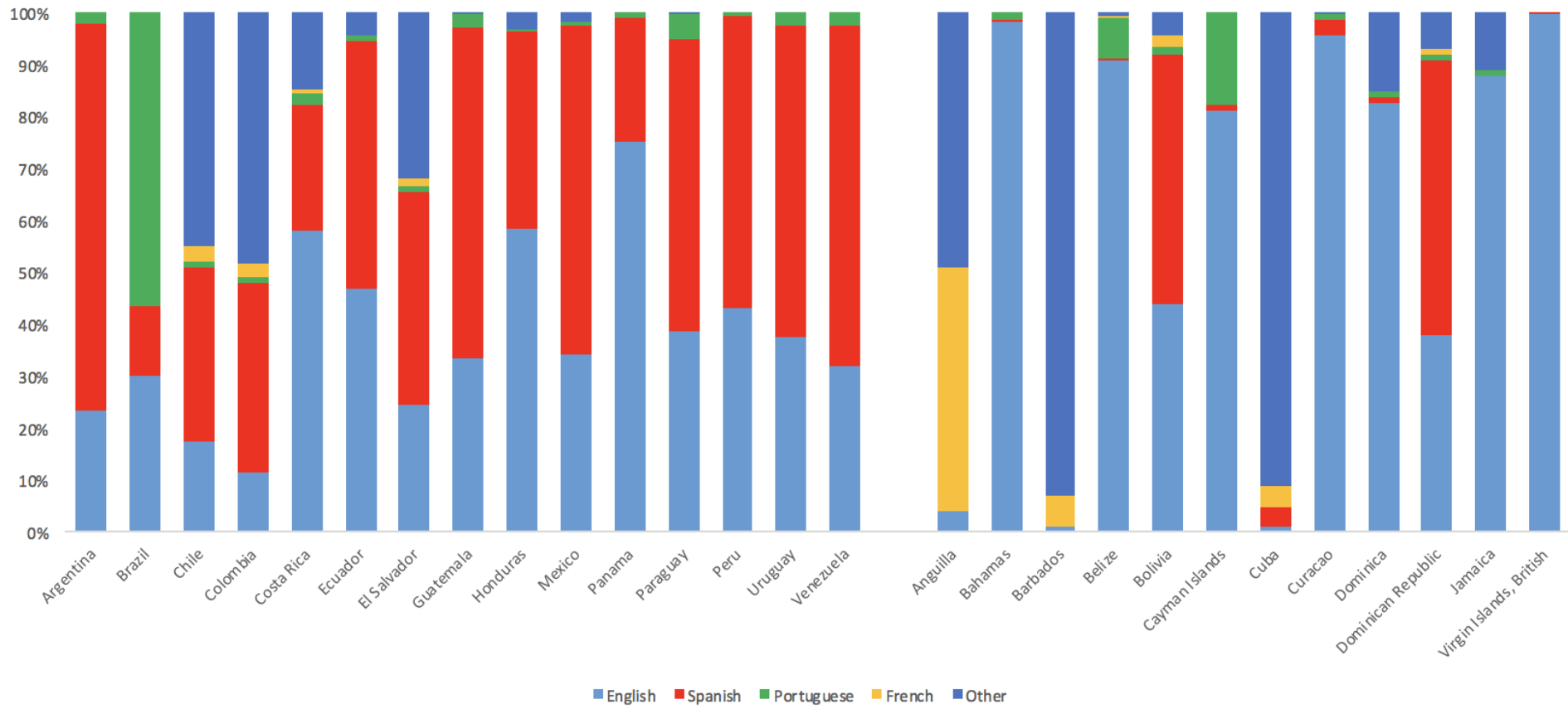
Hosting country: only 10% of popular sites are hosted in the region

Hosting country of Alexa top 500 sites by country



Language: 60% of web content is in English, but results by country reflect local languages

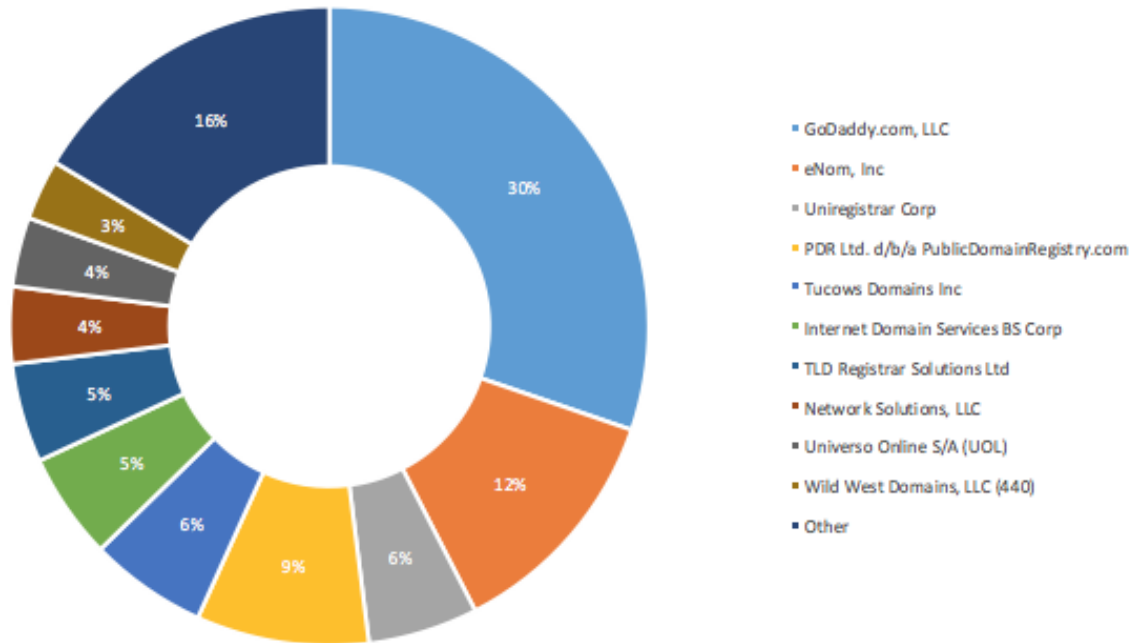
Language of web content by country
(gTLD analysis)



**THE REGION'S
REGISTRAR
MARKET**

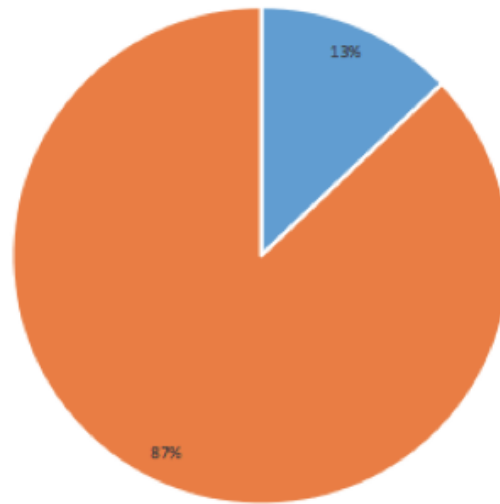
INTERNATIONAL REGISTRARS DOMINATE

LAC region - Top 10 registrars by market share



Registrar of record, 4.5 million gTLDs with registrant in region (WHOIS)

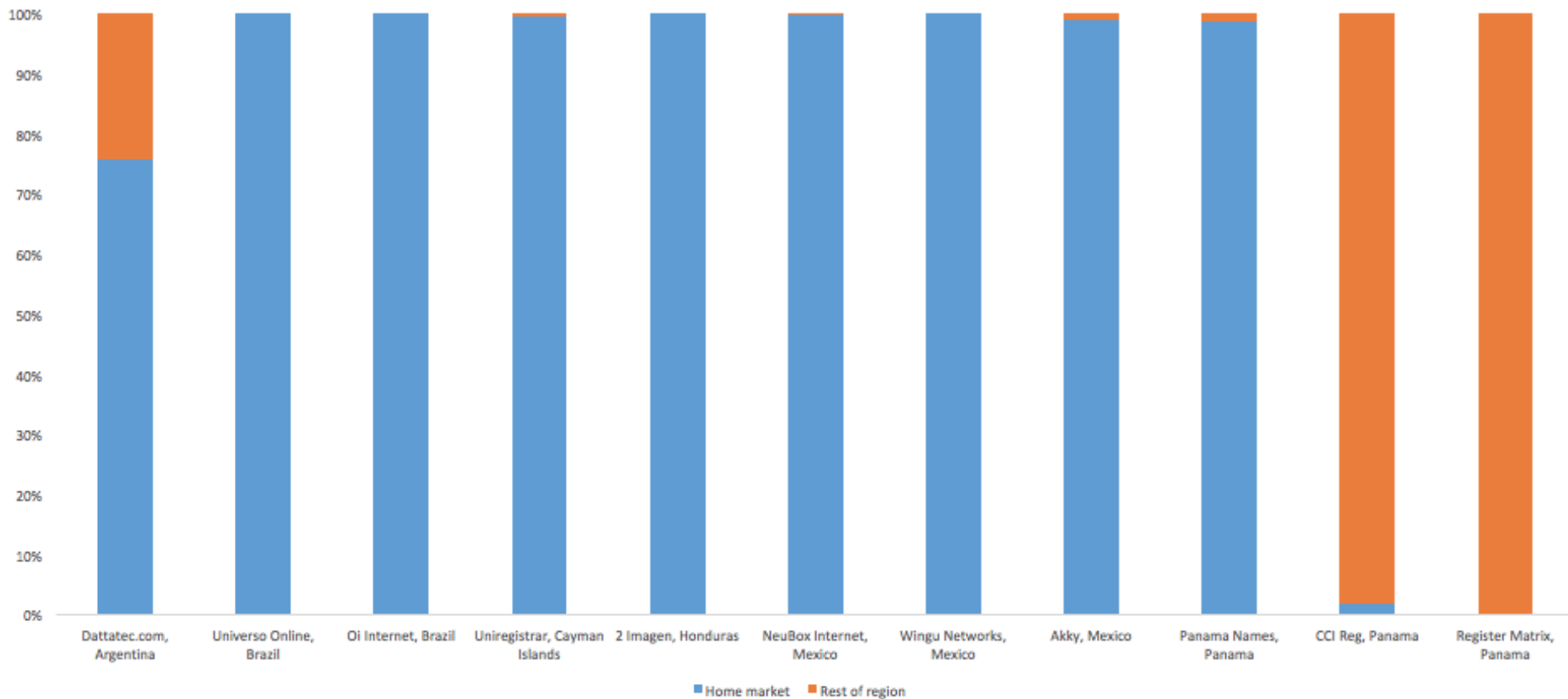
LOCAL REGISTRARS HAVE 13% OF MARKET



Domains with registrant in region; location of registrar from WHOIS records

LAC REGISTRARS: LIMITED CROSS BORDER SALES

LAC registrars: Where are customers based?
(LAC registrars with more than 1000 domains under management)



CONCLUSIONS



oxford
information
labs

KEY FINDINGS

- Crucial challenges are on the demand, rather than supply side
- High mobile broadband usage in region (33%), does not necessarily promote domain name awareness or uptake
- Lack of local content (GSMA, 2016, and our language analysis)
- Young population – familiar with social networks, don't perceive value of domains
- Only 40% of businesses in region have their own website. SMEs tend not to use email.
- Caribbean: national monopolies and high prices
- Default gTLD option for customers remains .com

Key drivers of domain name growth

- Defining and refining the sales channel
 - Falling numbers of ICANN accredited registrars since 2013
- User awareness of domains
- Registration policies: open and simple
- Online payment
- Fast activation
- Fees (up to a point)
- Promotions and campaigns

What can be done?

Good practices and recommendations from the region

- Registrars are vital to stimulate growth
 - Need agreements with resellers, local presence and facilities in local languages
 - Diversified registrar ecosystem is a priority
 - RAA 2013 compliance burden cited as reason for falling numbers
- ICANN should raise awareness of new gTLDs
 - Campaigns to inform consumers of benefits
 - Dedicated website to inform end-users and smaller intermediaries (language, tone)

Good practices and recommendations

- Increased communication between registries and registrars
 - Verisign in Brazil, 2005-2013
 - Investment in raising awareness increases market share of .com from 10% to nearly 25%
 - Has now dropped again to barely 10%
- Government policy
 - ‘Vive Digital’ in Colombia: connectivity, devices, digital literacy, reduced taxation
 - International standing of .co has increased local opportunities

- Diversification: value-add services
 - Opportunities for higher margins
 - Helpful to non-specialised registrants
 - Some ccTLDs pursuing this - .bz, .hn
 - Carefully evaluate core values, and propose value-adds that support them: eg registry lock (.mx)

Good practices and recommendations

- Niche vs mass marketing – a need to rethink fundamental assumptions
 - Marketplace is now defined by diversity and choice, not scarcity
 - Fall in defensive registrations and speculation, more rational, needs based approach
 - Volume based strategies for new gTLDs are ‘tricky’ (eg .bar, .rest, .lat, .rio)
 - Premium domains, niche marketing strategies may have potential (opinions differ)
 - Offer as complement, not replacement for existing .com domains (eg .lat)
 - Explore non-traditional outlets (eg Google Adwords), participate in regional industry events

Good practices and recommendations

- ccTLDs
 - Engage more actively in promotion and marketing strategies (only 2 from region currently do this)
 - Consider whether registry-registrar model would be suitable / feasible (eg local regulations in .ar)
 - Consider whether international growth (through ICANN accredited registrars) fits with policy and strategy
- Good practices:
 - Central America, smaller ccTLDs have created highest growth in region through outreach and social media campaigns
 - Caribbean ccTLDs – working as a groups could optimise sales and marketing resources

NEXT STEPS



Interim report and public comment

- Publication of interim report for public comment
 - <https://www.icann.org/public-comments/lac-dns-marketplace-2016-09-22-en>

Latin American and Caribbean DNS Marketplace Study

Follow Updates

Open Date

22 Sep 2016 23:59 UTC

Close Date

1 Nov 2016 23:59 UTC

Staff Report Due

28 Nov 2016 23:59 UTC

Comments close in **15** Days

- Incorporation of feedback
- Publication of final report

THANK
YOU!

- Questions?