



ATLAS III

The Third At-Large Summit
ICANN66 Montreal, Canada
4-7 November 2019

THE APPLICANT SELECTION PROCESS **Part 1 – APPLICANT**

AT-LARGE SUMMIT III HOME PAGE

AT-LARGE GATEWAY

At-Large Website
ALAC
RALOs
At-Large Governance
At-Large Reports
Policy Comments & Advice
Working Groups
ICANN Meetings: Community Forums, Policy Forums and Annual General Meetings
At-Large Summit (ATLAS III)
At-Large Review Implementation Plan Development

+ Expand all - Collapse all

- At-Large Summit III Home
 - > 2019-01-23 ATLAS III Working ...
 - > ATLAS III Leadership Develop...
 - > ATLAS III Programme Working...

Dashboard

At-Large Summit III Home

Created by Ariel Liang, last modified by Evin Erdogdu on Apr 12, 2019



ATLAS III
APPLICATION FORM
AVAILABLE NOW!
15 April – 31 May 2019

What is the At-Large Summit?

The ICANN At-Large Advisory Committee (ALAC) along with the At-Large community will hold a third At-Large Summit (ATLAS III) at ICANN66 Montréal, Canada in November 2019.

ATLAS III will be an assembly of the future leaders of At-Large, focused on developing and nurturing their abilities to become thought leaders and change agents who will effectively implement what has resulted from the At-Large Review Process.

ATLAS III dates: Monday 04 to Thursday 07 November 2019

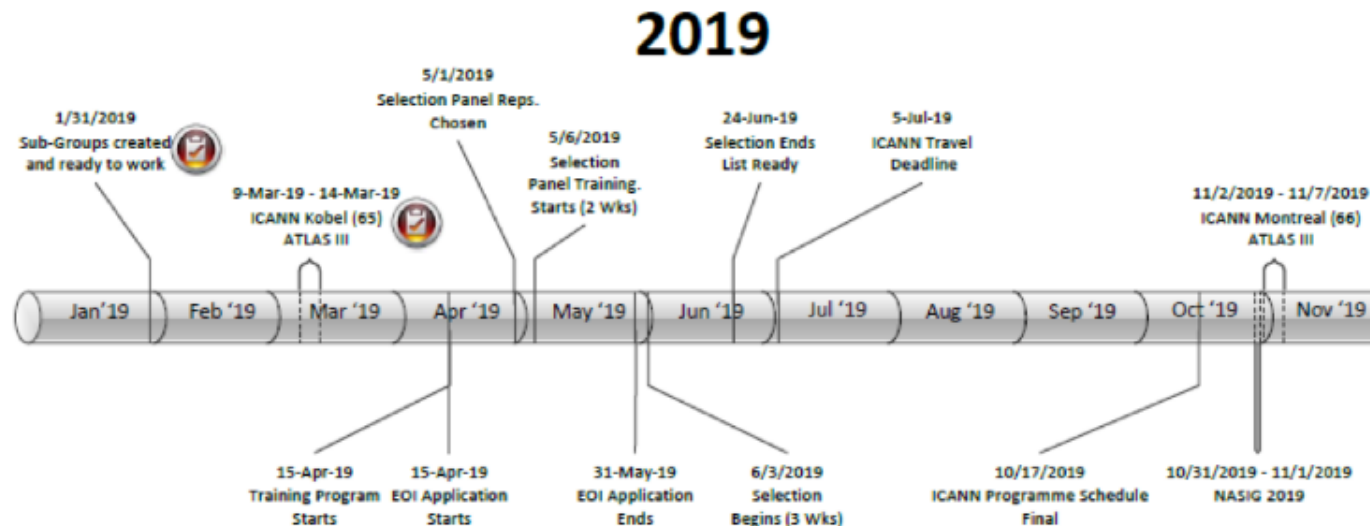
ATLAS III Travelers: Sixty At-Large members will be invited to participate in ATLASIII in addition to the regular At-Large leadership.

ATLAS III APPLICATION

Application forms are now available. Click onto the link in the above box to access the form.

The application is divided into two parts. The first part is critical – it assesses whether you belong to At-Large; you have completed a series of compulsory courses about ICANN and what it does; and you are already an active member within At-Large or in another section of ICANN, on behalf of At-Large. You will only qualify to move onto the second part of the application, if you complete these first questions appropriately. [Click here to read more.](#)

ATLAS III TIMELINE



[Pre-ATLAS III Activities](#)



[ATLAS III Overview](#)

- [ATLAS III Overview Chart](#)

ATLAS III APPLICATION GUIDELINES

AT-LARGE GATEWAY

- At-Large Website
- ALAC
- RALOs
- At-Large Governance
- At-Large Reports
- Policy Comments & Advice
- Working Groups
- ICANN Meetings: Community Forums, Policy Forums and Annual General Meetings
- At-Large Summit (ATLAS III)
- At-Large Review Implementation Plan Development

Dashboard / At-Large Summit III Home   21 view(s)

ATLAS III Application Guidelines

Created by Evin Erdogdu, last modified by Maureen Hilyard just a moment ago

This page lists all the requirements for participating in the third At-Large Summit which will be held at ICANN66 in Montreal, Canada, 4-7 November 2019.

THE ATLAS II APPLICATION FORM

EN [Click here to access the ATLAS III APPLICATION Form](#) | [Download PDF Version](#)

ES [Haga clic aquí para acceder al formulario de SOLICITUD ATLAS III](#) | [Descargar la versión PDF](#)

FR [Cliquez ici pour accéder au formulaire de candidature à ATLAS III](#) | [Télécharger la version PDF](#)

- The application is divided into two parts. The first part is critical – it assesses whether:
 - You are a formal member of At-Large - Section 3 – Your current At-Large Affiliation
 - Your knowledge of ICANN and how it works - Section 4 - ICANN and its Ecosystem. This will expect you to complete a series of compulsory study courses.
 - You are already an active member within At-Large or in another section of ICANN, on behalf of At-Large
 - Section 5 – Your Participation in RALO and ALAC Activities
 - Section 6 - Your contributions to At-Large
 - Your contributions in policy inputs and reviews
 - Your contributions in Outreach and Engagement for At-Large
- You will only qualify to move onto the second part of the application form if you can complete all the questions in the first sections appropriately.**
- The second part will assess your experience and potential capacity according to a set of criteria that were considered important skills and abilities for our policy leaders in At-Large
 - These criteria were selected by Leadership Development Team (LDT) subgroups who were made up of members from At-Large who specifically volunteered to contribute to the selection of travellers to ATLAS III in Montreal.
 - In this final section, you will be asked to provide details of the contribution you have made to At-Large or ICANN to demonstrate your own practical experience, abilities and skills
 - Section 7 - Your Skills and Experience
 - Collaborative, skills in team building
 - Ability to lead, motivate, inspire and build consensus
 - This section will be evaluated by the regionally-selected ATLAS III APPLICANT SELECTION COMMITTEE.

ATLAS III APPLICATION GUIDELINES 2

2019-01-10 ATLAS I...
2019-01-23 ATLAS I...
2019-03-29 ATLAS I...
2019-04-01 ATLAS I...
2019-04-09 ATLAS I...
ATLAS III Applicat...
ATLAS III Leadersh...
ATLAS III Program...
Online Training Cou...

THE ATLAS III PREP COURSES

Section 4 of the Application Form (ICANN and its Ecosystem) introduces the expectations of the ATLAS III Program Committee that everyone who is accepted onto the ATLAS III Program will already have full basic knowledge of ICANN and how it works. Invitation to attend.

There are two types of courses available;

1. **Webinars** - which are available in English, French and Spanish.
2. **ICANN Learn courses** - which are only available in English

The courses offered in either course program, will cover the same content so that you can choose either of the courses to complete a particular topic. But you MUST complete at least one.

- There will be notices sent out to At-Large notifying potential applicants about when the courses will be available, or you can [click here](#) to get the schedule directly.
- Completing a webinar course means that you must attend the whole course, and NOT arrive more than 10 minutes after the start of the webinar. There will be questions asked at the end of each webinar.
- Completing a course in ICANN Learn is monitored internally - so the program records how much of each course is completed by each learner.

THE WEBINAR PROGRAM

When you are notified about the start of the ATLAS III webinar programme you will be given two chances to view the webinar. The presenters have agreed to offer the webinar twice in order to allow people a time on different sides of the world to take the minimum, you do each of the topics either on the Webinar or the ICANN Learn programs. You can do both if you want to.

TOPICS:

1. Domain Names (based on our selection of "Domain Names Demystified")
2. GNSO (based on our selection of "Introduction to the GNSO")
3. ccNSO (based on our selection of Onboarding: ccNSO")
4. GAC (based on our selection of Onboarding: Governmental Advisory Committee (GAC)
5. Cybersecurity (based on our selection of Cybersecurity Basics)

THE ICANN LEARN PROGRAM

The ATLAS III ICANN Learn Programs have been organised under the ICANN Learn Management system into a Curriculum especially for our ATLAS III Participants.

ICANN Learn PREP COURSE CURRICULUM:

1. Domain Names Demystified
2. Introduction to the Generic Names Supporting Organization (GNSO)
3. Onboarding: Country Code Names Supporting Organization (ccNSO)
4. Onboarding: Governmental Advisory Committee (GAC)
5. Cybersecurity Basics

HOW TO ACCESS THE ICANN LEARN CURRICULUM

The ATLAS III Prep courses on ICANN Learn may be accessed through logging onto ICANN Learn (<https://learn.icann.org>).

Use the enrollment key "ATLASIII" to be automatically enrolled in the pre-selected curriculum.

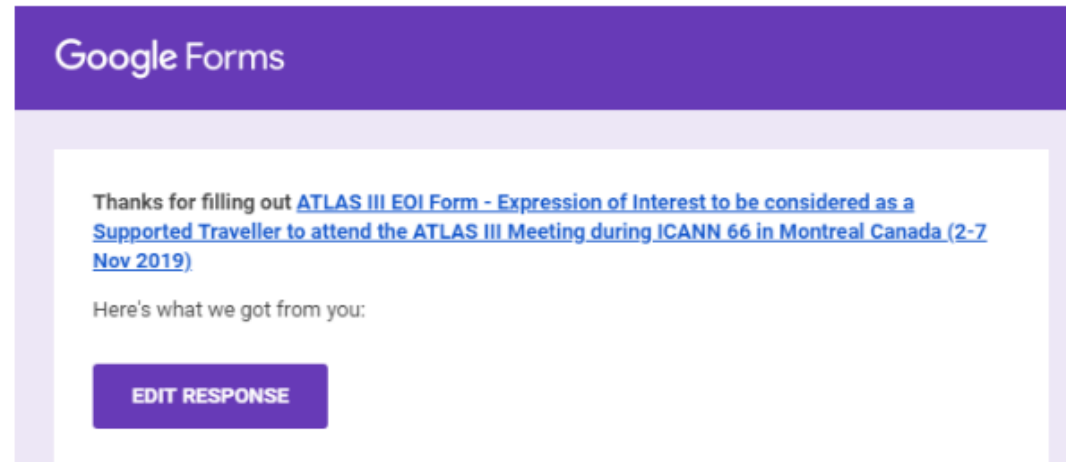
Please note that these courses are available in EN only.

ATLAS III APPLICATION GUIDELINES 3

IMPORTANT TIPS FOR COMPLETING YOUR APPLICATION SUCCESSFULLY

1. Please ensure that the email address you provide in Section 1 is correct.

After you have submitted your application you will receive an acknowledgement with a full record of your completed application form. The email will also provide you with a link that will enable you to EDIT your form if you want to change anything or to update your course completion section.



You will not be able to make any changes after the closing date. You will be assessed on the last application form that was submitted.

2. The ATLAS III Programme in Montreal will mainly be in English.

While we are offering French and Spanish translations of the Application Form we would prefer that **you please try to answer your questions in English**. This is because not all of the members of the ATLAS III Selection Panel will be able to read in French or English (and it may not be possible to translate the text on the scoring matrix). Most of the answers in Section 1 just require a click of your mouse, but if you qualify to move onto the full application, then this is where you will need to be able to explain what skills and experience you have.

We would recommend that you ask a friend or one of the RALO Leaders if you have any questions with the application form. Don't make your answers too long and complicated. The panel members will not be worrying about spelling or grammatical errors.



ATLAS III

The Third At-Large Summit
ICANN66 Montreal, Canada
4-7 November 2019

THE APPLICANT SELECTION PROCESS **Part 1 – SELECTION**



APPLICATION SELECTION COMMITTEE

- The RALOs requested and have been assigned the responsibility to select their regional member of the Application Selection Committee.
- This person must be selected by the RALO by 1 May 2019 and must be able to meet the following criteria:
 - provide evidence that they have had some experience in the selection of people for leadership positions
 - provide evidence that they have been a chair or co-chair of an At-Large Working Group or an active participant and representative of At-Large on an ICANN Cross-Community Working Group
 - be knowledgeable about ICANN policy and have been an active participant in the CPWG or ICANN working groups on policy issues
 - be prepared to do training for their selection committee participation and learning how to assess each application using the ATLAS III scoring matrix
 - be prepared to participate in the selection process which may require the evaluation of potentially over 100 individual applicants.
 - This position does not come with a travel component, unless the person is already a funded traveller
 - No one who was on an ATLAS Working group is eligible to stand for this regional position.

ATLAS III SCORING MATRIX

Scoring Matrix Proposal – The Steps

Step 3

- Replicate the [Step_2_Duplicate_Baseline](#) Worksheet into [Step_3_Establish_Eligibility](#) Worksheet which acts as the working sheet
- Staff to conduct verification of 3 Hard Criteria and enter scores in columns with orange headers
- Model will auto-process entries to show which applicants have met all 3 Hard Criteria with a “PASS” in the far right column and “PICK” in the 2nd column

STEP 3 — GENERATE A WORKING COPY OF THE BASELINE APPLICANT LIST & DATA TO POPULATE DATA FOR 3 HARD CRITERIA MET IN ORDER TO IDENTIFY ELIGIBLE APPLICANTS

Instructions

1. Note that only the white cells need to be completed; the rest will auto-fill through built-in formulas.
2. Copy all populated rows from columns G4 to AG4 in [Clean_Step_3_Generate_Baseline](#) worksheet, then paste VALUES into the rows from columns G4 to AG4 in this worksheet.
3. Then, complete columns AG, AH, AI, AJ, AK with "Y" if applicant completed iGMM learn course OR attended Live Webinar; otherwise leave empty.
4. Then, complete columns AD and AE with percentage of attendance for SAU and score 3 if rate <25%, 1 if rate between 25% -50% and 2 if rate 50%, respectively. Do the same with columns AF and AG for AAC.
5. Repeat the activity mentioned in 4 for column B (Q&A). If any of the columns AD and verify validity of it, enter score "Y" in column BE if valid, else leave column BE empty.
6. Column C will identify applicants who meet all 3 Hard Criteria with "PICK".
7. Then copy all populated rows from row 14 in this worksheet, then paste VALUES into the rows from row 14 in [Step_3_Clean](#) Worksheet.

Row or Rank	First Name	Email Address	First Name / Given Name	Last Name / Family Name	Gender (please specify how you identified)	E-Mail which you identified	SA, if you indicated in Q6 that you have completed in "other activities" of your SAU, please specify what those other activities were.
1	3762288 54288	haidi.uli@icann.org	Haidi	Ulrich	Female	NAAMU	not
2	3762288 76488	langloren@gmail.com	Cheryl	Langloren Or	Female	NRAGU	iGMM video via YouTube

Partial view of [Step_3_Establish_Eligibility](#) Worksheet

Hard Criteria #1		Hard Criteria #2					Hard Criteria #3		ALAC Attendance (Q1)		ACSR Activity (Q2)		Overall
SAU Member Verification (Yes or No)	Member Identifier (Yes or No)	SAU Verification (Yes or No)	SAU Score (1-3)	SAU Attendance (Yes or No)	SAU Activity (Yes or No)	SAU Score (1-3)	SAU Attendance (Yes or No)	SAU Activity (Yes or No)	SAU Score (1-3)	SAU Attendance (Yes or No)	SAU Activity (Yes or No)	SAU Score (1-3)	
FAIL	FAIL	FAIL	FAIL	FAIL	FAIL	FAIL	FAIL	FAIL	FAIL	FAIL	FAIL	FAIL	
FAIL	FAIL	FAIL	FAIL	FAIL	FAIL	FAIL	FAIL	FAIL	FAIL	FAIL	FAIL	FAIL	

Condition: This column (D) will automatically return "PASS" or "PICK" with "Y" or "N" entered in column AD and AG.

Condition: This column (E) will automatically return "PASS" or "PICK" if "Y" is entered in all of the AD, AE, AF, AG and AH columns.

Condition: This column (F) will automatically return "PASS" or "PICK" if the score in column BE is 3 (pass).

Condition: This column (G) will automatically return "PASS" or "PICK" if applicant checked "Yes" in Q6 and Q7.

Condition: This column (H) will automatically return "PASS" or "PICK" if applicant selected "Yes" in answering Q8.

Condition: This column (I) will automatically return "PASS" or "PICK" based on the results of columns AF, AG, AH and AI.

Condition: This column (J) will automatically return "PASS" or "PICK" if applicant's hard criteria subtotal score (which goes into Step 7, [Scoring Matrix](#), column B) is 3.



ATLAS III SCORING MATRIX 3

EXAMPLE OF THE FINAL STEP

Scoring Matrix Proposal – The Steps

Step 9

- The last step merely requires the re-listing of successful applicants by Rank and RALO

1. Staff to derive from top 40 Applicants generated in step_8_sort_list worksheet

Who are the successful applicants for APRALO?				Who are the successful applicants for APRALO?				Who are the successful applicants for EURALO?				Who are the successful applicants for LACRALO?				Who are the successful applicants for NARALO?			
Rank	First Name / Given Name	Last Name / Family Name	RALO check	Rank	First Name / Given Name	Last Name / Family Name	RALO check	Rank	First Name / Given Name	Last Name / Family Name	RALO check	Rank	First Name / Given Name	Last Name / Family Name	RALO check	Rank	First Name / Given Name	Last Name / Family Name	RALO check
1	2/GG	GG	APRALO	1	4/JJ	JJ	APRALO	1	3/K	K	EURALO	1	7/HH	HH	LACRALO	1	1/Heidi	Ulrich	NARALO
2	13/I	I	APRALO	2	15/Cheryl	Langdon-Orr	APRALO	2	5/KKK	KKK	EURALO	2	8/P	P	LACRALO	2	6/AA	AA	NARALO
3	22/XX	XX	APRALO	3	16/S	S	APRALO	3	10/V	V	EURALO	3	11/Z	Z	LACRALO	3	9/ZZ	ZZ	NARALO
4	23/J	J	APRALO	4	19/SS	SS	APRALO	4	17/AAA	AAA	EURALO	4	13/F	F	LACRALO	4	18/E	E	NARALO
5	37/GGG	GGG	APRALO	5	25/M	M	APRALO	5	24/U	U	EURALO	5	14/CC	CC	LACRALO	5	16/E	E	NARALO
6	39/UU	UU	APRALO	6	27/H	H	APRALO	6	30/BBB	BBB	EURALO	6	21/G	G	LACRALO	6	20/Q	Q	NARALO
7	47/L	L	APRALO	7	32/WW	WW	APRALO	7	33/O	O	EURALO	7	26/BB	BB	LACRALO	7	26/YY	YY	NARALO
8	50/000	000	APRALO	8	34/EE	EE	APRALO	8	35/N	N	EURALO	8	29/X	X	LACRALO	8	36/00	00	NARALO
9	54/T	T	APRALO	9	41/R	R	APRALO	9	40/UUU	UUU	EURALO	9	31/00	00	LACRALO	9			
10	58/FF	FF	APRALO	10	44/EEE	EEE	APRALO	10	45/RR	RR	EURALO	10	38/000	000	LACRALO	10			
11	59/MM	MM	APRALO	11	48/B	B	APRALO	11	46/NN	NN	EURALO	11	42/Y	Y	LACRALO	11			
12				12	51/EE	EE	APRALO	12	50/CCC	CCC	EURALO	12	43/PP	PP	LACRALO	12			
13				13	53/A	A	APRALO	13				13	49/Humberto	Carrasco	LACRALO	13			
14				14	55/DD	DD	APRALO	14				14	52/D	D	LACRALO	14			
15				15	60/FFF	FFF	APRALO	15				15	57/VV	VV	LACRALO	15			
16				16				16				16				16			
17				17				17				17				17			
18				18				18				18				18			
19				19				19				19				19			
20				20				20				20				20			

Partial view of Step_8_Sort_List Worksheet with sample data